



AGENDA

Local Health Authority Commission

September 8, 2025

5:30 PM

512 W. Aten Rd., Imperial, CA 92251

All supporting documentation is available for public review at <https://chpiv.org>

Microsoft Teams

[Join the meeting now](#)

Meeting ID: 217 028 464 542

Passcode: 7KD7N4Yy

Committee Members	Representing	Present
Dr. Majid Mani	LHA Commissioner- Imperial County Medical Society	
Dr. Bushra Ahmad	LHA Commissioner- County of Imperial – CMO	
Dr. Carlos Ramirez	LHA Commissioner - CEO/Senior Consultant DCRC	
Dr. Unnati Sampat	LHA Commissioner - President of Imperial County Medical Society	
Dr. Allan Wu	LHA Commissioner - Inncare, CMO and President of CCIPA	
Dr. Kathleen Lang	LHA Commissioner - County of Imperial –CEO	
Christopher Bjornberg	LHA Commissioner- Imperial Valley Healthcare District-CEO	
Paula Llanas	LHA Commissioner - County of Imperial – Director of Social Services	
Ryan E. Kelley	LHA Commissioner - County of Imperial – Board of Supervisors	
Pablo Velez	LHA Commissioner - ECRMC CEO	
Yvonne Bell	LHA Vice-Chair - CEO – Inncare and CCIPA	
Lee Hindman	LHA Chair-Joint Chambers of Commerce representing the public	

1. CALL TO ORDER

Lee Hindman, Chair

A. Roll Call

Donna Ponce, Commission Clerk

B. Approval of Agenda

1. Items to be pulled or added from the Information/Action/Closed Session Calendar
2. Approval of the order of the agenda

2. PUBLIC COMMENT

Lee Hindman, Chair

Public Comment is limited to items NOT listed on the agenda. This is an opportunity for members of the public to address the Commission on any matter within the Commission's jurisdiction. Any action taken as a result of public comment shall be limited to the direction of staff. When addressing the Commission, state your name for the record prior to providing your comments. Please address the Commission as a whole, through the Chairperson. Individuals will be given three (3) minutes to address the board.



A. Introduction Athena Chapman-Strategic Planning Consultant

3. **CONSENT AGENDA**

All items appearing on the consent calendar are recommended for approval and will be acted upon by one motion, without discussion. Should any Commissioner or other person express their preference to consider an item separately, that item will be addressed at a time as determined by the Chair.

A. Approval of Minutes from 8/11/2025..... pg. 4-7

B. Motion to recommend to the full commission the acceptance of monthly financial reports as reviewed and accepted by the Finance Committee

1. Executive Summary.....pg. 8-9
2. Enrollment Report pg. 10
3. Statement of Revenues, Expenses, and Changes in Net Position..... pg. 11
4. Product Profit & Loss Statement..... pg. 12
5. Statement of Net Position..... pg. 13
6. Summarized TNE Calculation pg. 14
7. Cash Transaction Report pg. 15

C. Motion to approve payment to the LHPC 2025-2026 Annual Dues Assessment of \$133,791.65 as reviewed and accepted by the Executive Committee
..... pg.16-21 (Larry Lewis, CEO)

D. Motion to approve a \$2,500 donation in support of the Cancer Resource Center of the Desert's fundraising dinner, "An Evening of Hope" as reviewed and accepted by the Executive Committee
..... pg. 22-24 (Larry Lewis, CEO)

4. **ACTION-*No action items.***

5. **COMMITTEE CHAIR REPORTS**

A. Quality Improvement Health & Equity Committee-*Quarterly*
(Dr. Gordon Arakawa, CMO) *no meeting*



- B. Finance Committee-*Monthly*
(Dr. Carlos Ramirez, Chair)
- C. Regulatory Compliance & Oversight Committee-*Quarterly*
(Dr. Allan Wu, Chair) *no meeting*
- D. Community Advisory Selection Committee-*Biannual*
(Dr. Carlos Ramirez, Chair) *no meeting*

6. INFORMATION

- A. Health Services Report (Dr. Gordon Arakawa, CMO and Jeanette Crenshaw, Executive Director of Health Services) pg. 25-39
- B. Compliance Report (Elysse Tarabola, CCO)pg. 40-42
- C. Operations Report (Julia Hutchins, COO) pg. 43-46
- D. Human Resources Report (Shannon Long, HR Consultant) pg. 47
- E. CEO Report (Larry Lewis, CEO)
- F. Other new or old business (Lee Hindman, Chair)

7. CLOSED SESSION

Pursuant to Welfare and Institutions Code § 14087.38 (n) Report Involving Trade Secret new product discussion (estimated date of disclosure, 10/2026)

- A. Compliance Report (Elysse Tarabola, CCO)

8. RECONVENE OPEN SESSION

- A. Report on actions taken in closed session.

9. ADJOURNMENT

Next meeting: October 13, 2025



MINUTES

Local Health Authority Commission

August 11, 2025

5:30 PM

512 W. Aten Rd., Imperial, CA 92251

All supporting documentation is available for public review at <https://chpiv.org>

Microsoft Teams

[Join the meeting now](#)

Meeting ID: 217 028 464 542

Passcode: 7KD7N4Yy

Committee Members	Representing	Present
Dr. Majid Mani	LHA Commissioner- Imperial County Medical Society	✓
Dr. Bushra Ahmad	LHA Commissioner- County of Imperial – CMO	✓
Dr. Carlos Ramirez	LHA Commissioner - CEO/Senior Consultant DCRC	✓
Dr. Unnati Sampat	LHA Commissioner - President of Imperial County Medical Society	✓
Dr. Allan Wu	LHA Commissioner - Inncare, CMO and President of CCIPA	✓
Dr. Kathleen Lang	LHA Commissioner - County of Imperial –CEO	✓
Christopher Bjornberg	LHA Commissioner- Imperial Valley Healthcare District-CEO	✓
Paula Llanas	LHA Commissioner - County of Imperial – Director of Social Services	✓
Ryan E. Kelley	LHA Commissioner - County of Imperial – Board of Supervisors	✓
Pablo Velez	LHA Commissioner - ECRMC CEO	A
Yvonne Bell	LHA Vice-Chair - CEO – Inncare and CCIPA	✓
Lee Hindman	LHA Chair-Joint Chambers of Commerce representing the public	✓

1. CALL TO ORDER

Lee Hindman, Chair

Meeting called to order at 5:33 p.m.

A. Roll Call

Donna Ponce, Commission Clerk

Roll call taken and quorum confirmed.

B. Approval of Agenda

1. Items to be pulled or added from the Information/Action/Closed Session Calendar
2. Approval of the order of the agenda

(Ramirez/Wu) Approved the order of the agenda with the recommended change to move Item 6F to follow Public Comment. Motion carried.



Lee Hindman, Chair

2. PUBLIC COMMENT

Public Comment is limited to items NOT listed on the agenda. This is an opportunity for members of the public to address the Commission on any matter within the Commission's jurisdiction. Any action taken as a result of public comment shall be limited to the direction of staff. When addressing the Commission, state your name for the record prior to providing your comments. Please address the Commission as a whole, through the Chairperson. Individuals will be given three (3) minutes to address the board.

No public comment.

3. CONSENT AGENDA

All items appearing on the consent calendar are recommended for approval and will be acted upon by one motion, without discussion. Should any Commissioner or other person express their preference to consider an item separately, that item will be addressed at a time as determined by the Chair.

(Bell/Ramirez) To approve the consent calendar. Motion carried.

A. Approval of Minutes from 7/14/2025..... pg. 4-8

B. Motion to accept the monthly financial reports as reviewed and accepted by the Finance Committee

1. Executive Summary.....pg. 9-10
2. Enrollment Report pg. 11
3. Statement of Revenues, Expenses, and Changes in Net Position..... pg. 12
4. Statement of Net Position (Assets) pg. 13
5. Statement of Net Position (Liabilities & Net Position) pg. 14
6. Summarized TNE Calculation pg. 15
7. Cash Transaction Report pg. 16
8. Product P&L..... pg. 17

C. Motion to accept the 2025 6+6 Forecast Update as reviewed and accepted by the Finance Committee..... pg. 18-19

4. ACTION

A. Motion to approve the establishment of a Plan Committee for oversight and administration of the CHPIV 401(a) and 457(b) Plans..... pg. 20

(Bjornberg/Ramirez) To approve the establishment of a Plan Committee for oversight and administration of the CHPIV 401(a) and 457(b) Plans. Motion carried.



- B. Motion to approve a \$5,000 Sponsorship of the Annual Imperial County Medical Society President's Dinner as presented.... pg. 21-22
(Bell/Ramirez) To approve a \$5,000 Sponsorship of the Annual Imperial County Medical Society President's Dinner as presented. Motion carried.
Abstentions: Member Sampat and Member Mani.

5. COMMITTEE CHAIR REPORTS

- A. Quality Improvement Health & Equity Committee-*Quarterly*
(Dr. Gordon Arakawa, CMO) pg. 23-71
Dr. Gordon Arakawa presented a summary of the Q2 CHPIV Quality Improvement Health Equity Committee.
- B. Finance Committee-*Monthly*
(Dr. Carlos Ramirez, Chair)
Chair Ramirez provided an update on the August 6th Finance Committee meeting.
- C. Regulatory Compliance & Oversight Committee-*Quarterly*
(Dr. Allan Wu, Chair)pg. *no meeting*
- D. Community Advisory Selection Committee-*Biannual*
(Dr. Carlos Ramirez, Chair) pg. *no meeting*

6. INFORMATION

- A. Health Services Report (Dr. Gordon Arakawa, CMO and Jeanette Crenshaw, Executive Director of Health Services)pg. 72-76
Executive Director of Health Services Jeanette Crenshaw updated the committee on NCQA Accreditation.
- B. Compliance Report (Elysse Tarabola, CCO)
No report.
- C. Operations Report (Julia Hutchins, COO) pg. 77-81
Chief Operations Officer Julia Hutchins provided updates on D-SNP Offering, Community Advantage Plus, Provider Network Event on August 13th, 2025, Collaborative Credentialing Committee, and new hires for the Sales & Marketing Department.
- D. Human Resources Report (Shannon Long, HR Consultant) pg. 82-125
Human Resource Consultant Shannon Long provided updates on new hires, current job openings, open enrollment, and proposed employee handbook changes.



E. CEO Report (*Larry Lewis, CEO*)

No report.

F. Introduction of Newly Appointed LHA Commissioner, Dr. Majid Mani, and Re-Appointed LHA Commissioner, Dr. Unnati Sampat (*Larry Lewis, CEO*)

Chair Hindman announced the re-appointment of Member Unnati Sampat, MD and the new appointment of Majid Mani, MD. Both Commissioners expressed their appreciation for the opportunity to serve in their roles as LHA Commissioners.

G. Other new or old business (*Lee Hindman, Chair*)

Commissioner Kelley inquired whether the Local Health Authority had taken any action to support the Desert Cancer Research initiative. Chair Hindman responded that the Commission had previously requested the item be brought back with additional information; however, the CEO has not yet provided an update.

Commissioner Kelley also raised a question regarding Project Food Box and Health Net's decision to discontinue their agreement. He noted that Project Food Box was uncertain about the reasons behind Health Net's decision. Chair Hindman stated that the matter would be brought to the CEO's attention, and the CEO would be asked to gather information and report back to the Commission.

7. CLOSED SESSION

Pursuant to Welfare and Institutions Code § 14087.38 (n) Report Involving Trade Secret new product discussion (estimated date of disclosure, 10/2025)

A. Compliance Report (*Elysse Tarabola, CCO*)

Chair Hindman announced that the Commission will enter into closed session.

8. RECONVENE OPEN SESSION

A. Report on actions taken in closed session.

Chair Hindman announced that the Commission has reconvened into open session and reports that direction has been given to staff.

9. ADJOURNMENT

Meeting was adjourned at 6:51 p.m.

Next meeting: September 8, 2025



Financial Result

July 2025

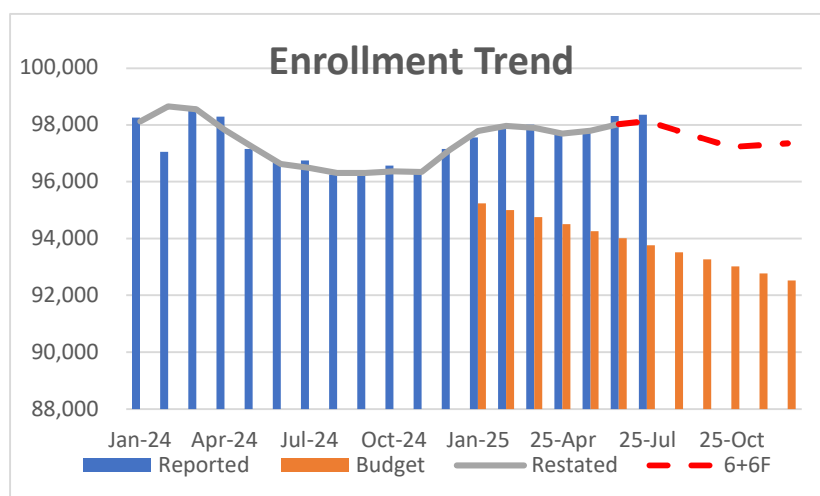
Executive Summary

Membership

July Medi-Cal reported membership continues to beat budget expectations and is within 30 basis points of 6+6F. On a restated basis, membership is in-line with forecast.

Preliminary data for August indicates a slight erosion (~ 0.8%, or 800 members), most significantly in the Adult and SPD categories of aid.

Year-to-date membership is favorable to the budget by 24K member months.



Gross Margin

Revenue exceeded forecasts by \$1.6M for the month, mainly due to favorable retroactive membership adjustments totaling \$1.7M. Of the retroactivity, the vast majority (90%) was related to 2025.

Membership Mix & Rate: Relative to the 6+6F, membership mix drove approximately (\$142K) of negative variance. The Category of Aid most impacted by mix (relative to the forecast) was Adult, which includes several sub-categories (Adult, Adult Dual, etc.).

Volume: Volume adjustments accounted for \$52K in favorable revenue, driven by Adult and SPD.

Prior Period: Prior period activity was favorable by \$1.7M, mostly related to favorable membership true-ups in 2025.

Category of Aid (COA)*	Revenue (Current Month Reported)					
	Current	Prior Period	Forecast	Variance	Vol	Rate
Child	\$ 4,591,230	\$ 141,181	\$ 4,615,018	\$ (23,789)	\$ (19,319)	\$ (4,470)
Adult	\$ 3,913,152	\$ 1,237,541	\$ 4,002,586	\$ (89,434)	\$ 34,327	\$ (123,760)
Adult Expansion	\$ 7,475,991	\$ 106,658	\$ 7,490,520	\$ (14,529)	\$ 2,606	\$ (17,134)
SPD	\$ 4,204,347	\$ 186,172	\$ 4,154,356	\$ 49,990	\$ 47,177	\$ 2,814
SPD Dual	\$ 6,360,237	\$ 37,129	\$ 6,373,712	\$ (13,475)	\$ (14,117)	\$ 642
LTC	\$ 15,657	\$ (909)	\$ 13,710	\$ 1,947	\$ 1,966	\$ (20)
LTC Dual	\$ 36,520	\$ (769)	\$ 37,270	\$ (750)	\$ (750)	\$ 0
Total Medicaid	\$ 26,597,133	\$ 1,707,003	\$ 26,687,172	\$ (90,039)	\$ 51,889	\$ (141,928)

Overall, Gross margin was favorable by \$45K for the month of July, and \$0.9M YTD.



Administrative Expenses

Administrative expenses were largely in line with forecast. Overall, costs were unfavorable by (\$11.5k), or -2% for the month of July. The main driver was timing of vacation reserves, which will offset by year-end. Additionally, unfavorable timing of salary expense was offset by favorable consulting and professional expenses.

On a YTD basis, Administrative costs are favorable by \$268K driven by the consulting & professional services, and labor costs.

Other

Investment income was favorable by \$7K in July versus the Forecast and \$129K favorable to the Budget on a YTD basis.

Tangible Net Equity (TNE)

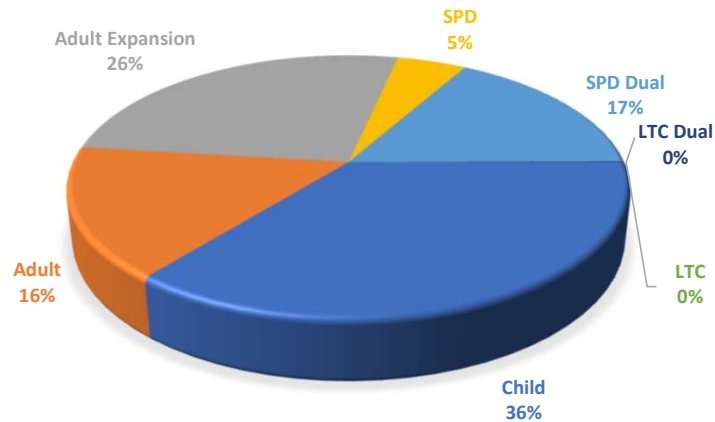
For the month of July, TNE was \$22.7M, which is 472% of the required \$4.8M. On a restated basis, TNE stands at 483% of the required levels.

**Imperial County Local Health Authority
DBA Community Health Plan of Imperial Valley
Reported Enrollment
For July 2025**

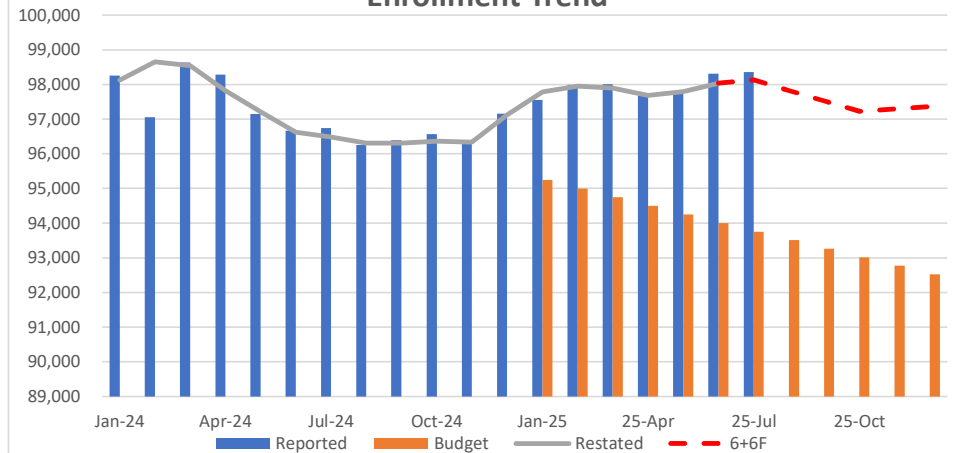
Category of Aid (COA)*	2024				2025									
	Q1-24	Q2-24	Q3-24	Q4-24	Q1-25	Q2-25	July				July (YTD)			
							Actual	6+6F	B/(W)		Actual	Budget	B/(W)	
									#	%			#	%
Child	34,607	34,589	34,424	34,551	35,139	35,129	35,103	35,208	(105)	0%	245,742	201,246	44,496	22%
Adult	16,997	15,767	15,675	15,768	15,801	15,754	15,706	15,478	228	1%	110,275	90,830	19,446	21%
Adult Expansion	26,579	25,784	25,733	26,019	25,995	26,028	26,052	26,248	(196)	-1%	181,677	152,021	29,657	20%
SPD	5,007	5,041	5,085	5,139	4,671	4,784	4,759	4,514	245	5%	32,870	30,365	2,506	8%
SPD Dual	14,433	14,760	15,007	15,288	16,283	16,514	16,633	16,574	59	0%	114,328	92,493	21,835	24%
LTC	12	15	19	22	22	6	15	14	1	7%	125	170	(45)	-26%
LTC Dual	79	87	92	104	98	100	93	97	(4)	-4%	678	620	59	9%
Total Medicaid	97,714	96,043	96,035	96,891	98,009	98,315	98,361	98,133	228	0%	685,695	567,743	117,953	21%
Monthly/Quarterly Change		-1.7%	0.0%	0.9%	1.2%	0.3%	1.5%	1.3%						

* Source: DHCS 820 Remittance summary; includes retroactivity

Reported Enrollment by COA



Enrollment Trend



**Imperial County Local Health Authority
DBA Community Health Plan of Imperial Valley
Statement of Revenues, Expenses, and Changes in Net Position
For July 2025**

	July			July (YTD)			Current Month Explanations
	Actual	Forecast (6+6)	Variance - B/(W)	Actual	Budget	Variance - B/(W)	
REVENUE							
Premium	\$ 27,889,154	\$ 26,394,302	\$ 1,494,852	\$ 192,445,407	\$ 159,853,436	\$ 32,591,971	- Revenue was favorable by \$1.6M relative to the Forecast largely due to prior period activity (+\$1.7M).
Pass-Through	\$ 414,982	\$ 292,870	\$ 122,112	\$ 3,250,184	\$ 2,415,184	\$ 835,000	
HN Settlements			\$ -			\$ -	
TOTAL REVENUE	\$ 28,304,136	\$ 26,687,172	\$ 1,616,964	\$ 195,695,591	\$ 162,268,620	\$ 33,426,971	
HEALTH CARE COSTS	\$ 27,467,462	\$ 25,895,343	\$ (1,572,119)	\$ 189,922,229	\$ 157,473,016	\$ (32,449,212)	
Gross Margin	\$ 836,675	\$ 791,829	\$ 44,846	\$ 5,773,362	\$ 4,795,603	\$ 977,759	
ADMINISTRATIVE EXPENSE							
Salaries & Wages	\$ 397,273	\$ 372,969	\$ (24,304)	\$ 2,397,544	\$ 2,507,112	\$ 109,568	- Salaries were unfavorable largely due to vacation accrual and payroll taxes which will normalize by year-end
Benefits Expense	\$ 29,584	\$ 29,622	\$ 38	\$ 178,625	\$ 187,408	\$ 8,783	
Other Labor Expense	\$ 1,892	\$ 1,424	\$ (468)	\$ 10,636	\$ 8,907	\$ (1,730)	
Total Labor Costs	\$ 428,750	\$ 404,016	\$ (24,734)	\$ 2,586,805	\$ 2,703,427	\$ 116,621	
Consulting, Legal, & Other Professional	\$ 36,571	\$ 49,000	\$ 12,430	\$ 491,775	\$ 650,059	\$ 158,284	- Unfavorable due to timing and lower-than-expected costs of actuarial services related to Medicare operations
Outside Services	\$ 34,885	\$ 31,590	\$ (3,295)	\$ 252,226	\$ 235,029	\$ (17,197)	
Advertising & Marketing	\$ -	\$ 5,356	\$ 5,356	\$ 6,079	\$ 34,381	\$ 28,302	
Information Technology	\$ 11,541	\$ 12,000	\$ 459	\$ 76,688	\$ 41,850	\$ (34,838)	
Membership and Subscriptions	\$ 10,299	\$ 12,444	\$ 2,145	\$ 69,291	\$ 66,130	\$ (3,161)	
Regulatory Fees	\$ 25,339	\$ 25,339	\$ -	\$ 181,917	\$ 195,641	\$ 13,724	
Travel	\$ 5,288	\$ 3,868	\$ (1,419)	\$ 45,302	\$ 57,783	\$ 12,481	
Meals & Entertainment	\$ 1,151	\$ 1,550	\$ 399	\$ 14,282	\$ 5,050	\$ (9,232)	
Occupancy & Facility	\$ 7,667	\$ 4,463	\$ (3,203)	\$ 33,889	\$ 33,020	\$ (869)	
Office Expense	\$ 5,094	\$ 5,433	\$ 339	\$ 31,332	\$ 47,719	\$ 16,387	
Other Admin	\$ 8,205	\$ 8,211	\$ 6	\$ 91,435	\$ 79,290	\$ (12,145)	
Total Administrative Expense	\$ 574,791	\$ 563,272	\$ (11,519)	\$ 3,881,021	\$ 4,149,378	\$ 268,357	
Non-Operating Income							
Dividend, Interest & Investment Income	\$ 111,818	\$ 104,756	\$ 7,063	\$ 740,353	\$ 611,739	\$ 128,614	- Favorable investment income due to higher portfolio balance (i.e., Premium Revenue) relative to forecast.
Rental Income	\$ 1,494	\$ 1,494	\$ -	\$ 10,455	\$ 10,150	\$ (305)	
Total Non-Operating Income	\$ 113,312	\$ 106,249	\$ 7,063	\$ 750,807	\$ 621,889	\$ 128,919	
Depreciation & Amortization	\$ 10,656	\$ 11,000	\$ (344)	\$ 74,589	\$ 77,000	\$ (2,411)	
Change in Net Position	\$ 364,540	\$ 323,806	\$ 40,734	\$ 2,568,560	\$ 1,191,113	\$ 1,377,447	
Key Metrics							
Enrollment	98,361	98,133	228	685,695	661,502	24,193	
Revenue PMPM	\$287.76	\$271.95	\$15.81	\$285.40	\$245.30	\$40.09	
MLR	97.04%	97.0%	(1) bps	97.0%	97.0%	(1) bps	
Admin Ratio	2.0%	2.1%	8 bps	2.0%	2.5%	57 bps	
FTEs	28	27	(1)	166	183	17	
Net Income PMPM	\$3.71	\$3.30	\$0.41	\$3.75	\$1.80	\$1.95	
Net Income %	1.3%	1.2%	7 bps	1.3%	0.7%	58 bps	

**Imperial County Local Health Authority
DBA Community Health Plan of Imperial Valley
Product P&L
For July 2025**

	July								July (YTD)				
	Medi-Cal				Medicare				% of Total				
	Actual	6+6F	Variance B/(W)	% Var	Actual	6+6F	Variance B/(W)	% Var	Medi-Cal	Medicare	Total	Medi-Cal	Medicare
REVENUE													
Premium	\$ 27,889,154	\$ 26,394,302	\$ 1,494,852	6%	\$ -	\$ -	\$ -	N/A	\$ 192,445,407	\$ -	\$ 192,445,407	100%	0%
Pass-Through	\$ 414,982	\$ 292,870	\$ 122,112	42%	\$ -	\$ -	\$ -	N/A	\$ 3,250,184	\$ -	\$ 3,250,184	100%	0%
TOTAL REVENUE	\$ 28,304,136	\$ 26,687,172	\$ 1,616,964	6%	\$ -	\$ -	\$ -	N/A	\$ 195,695,591	\$ -	\$ 195,695,591	100%	0%
HEALTH CARE COSTS	\$ 27,467,462	\$ 25,895,343	\$ (1,572,119)	-6%	\$ -	\$ -	\$ -	N/A	\$ 189,922,229	\$ -	\$ 189,922,229	100%	0%
Gross Margin	\$ 836,675	\$ 791,829	\$ 44,846	6%	\$ -	\$ -	\$ -	N/A	\$ 5,773,362	\$ -	\$ 5,773,362	100%	0%
ADMINISTRATIVE EXPENSE													
Healthcare Services	\$ 44,532	\$ 44,811	\$ 279	0.6%	\$ 50,216	\$ 50,531	\$ 315	0.6%	\$ 404,305	\$ 488,918	\$ 893,223	45.3%	54.7%
Care Management	\$ -	\$ -	\$ -	N/A	\$ 44,364	\$ 36,157	\$ (8,207)	-22.7%	\$ -	\$ 145,160	\$ 145,160	0.0%	100.0%
Compliance	\$ 91,155	\$ 82,831	\$ (8,324)	-10.0%	\$ 14,839	\$ 13,484	\$ (1,355)	-10.0%	\$ 437,105	\$ 71,157	\$ 508,262	86.0%	14.0%
Operations	\$ 6,201	\$ 5,016	\$ (1,185)	-23.6%	\$ 55,805	\$ 45,144	\$ (10,661)	-23.6%	\$ 34,614	\$ 311,525	\$ 346,139	10.0%	90.0%
Member & Provider Services	\$ 8,665	\$ 10,011	\$ 1,347	13.5%	\$ 8,665	\$ 10,011	\$ 1,347	13.5%	\$ 69,280	\$ 69,280	\$ 138,560	50.0%	50.0%
Sales & Marketing	\$ 1,032	\$ 1,923	\$ 891	46.3%	\$ 19,611	\$ 36,538	\$ 16,927	46.3%	\$ 4,503	\$ 85,566	\$ 90,069	5.0%	95.0%
Executive	\$ 53,239	\$ 50,846	\$ (2,393)	-4.7%	\$ 17,746	\$ 16,702	\$ (1,044)	-6.3%	\$ 342,517	\$ 114,172	\$ 456,689	75.0%	25.0%
Finance	\$ 58,213	\$ 66,520	\$ 8,307	12.5%	\$ 19,404	\$ 22,173	\$ 2,769	12.5%	\$ 452,769	\$ 282,050	\$ 734,819	61.6%	38.4%
Corporate	\$ 45,457	\$ 43,290	\$ (2,167)	-5.0%	\$ 8,036	\$ 7,206	\$ (830)	-11.5%	\$ 324,712	\$ 58,599	\$ 383,311	84.7%	15.3%
Information Technology	\$ 9,759	\$ 5,882	\$ (3,877)	-65.9%	\$ 8,759	\$ 6,246	\$ (2,514)	-40.2%	\$ 67,149	\$ 50,660	\$ 117,809	57.0%	43.0%
Human Resources	\$ 4,792	\$ 3,856	\$ (936)	-24.3%	\$ 4,301	\$ 4,094	\$ (207)	-5.0%	\$ 38,250	\$ 28,729	\$ 66,979	57.1%	42.9%
Total Administrative Expense	\$ 323,044	\$ 314,985	\$ (8,059)	-3%	\$ 251,747	\$ 248,287	\$ (3,460)	-1%	\$ 2,175,205	\$ 1,705,816	\$ 3,881,021	56%	44%
Non-Operating Income													
Dividend & Interest Income	\$ 111,818	\$ 104,756	\$ 7,063	7%	\$ -	\$ -	\$ -	N/A	\$ 740,353	\$ -	\$ 740,353	100%	0%
Rental Income	\$ 1,494	\$ 1,494	\$ -	0%	\$ -	\$ -	\$ -	N/A	\$ 10,455	\$ -	\$ 10,455	100%	0%
Total Non-Operating Income	\$ 113,312	\$ 106,249	\$ 7,063	7%	\$ -	\$ -	\$ -	N/A	\$ 750,807	\$ -	\$ 750,807	100%	0%
Depreciation & Amortization	\$ 5,615	\$ 11,000	\$ 5,385	49%	\$ 5,040	\$ -	\$ (5,040)	N/A	\$ 69,549	\$ 5,040	\$ 74,589	93%	7%
Change in Net Position	\$ 621,327	\$ 572,093	\$ 49,234	9%	\$ (256,787)	\$ (248,287)	\$ (8,500)	3%	\$ 4,279,416	\$ (1,710,856)	\$ 2,568,560	167%	-67%
Key Metrics													
Enrollment	98,361	98,133	228		-	-	-		685,695	-	685,695	100%	0%
Revenue PMPM	\$287.76	\$271.95	\$15.81		N/A	N/A	N/A		\$285.40	N/A	\$285.40		
MLR	97.04%	97.03%	1 bps		N/A	N/A	N/A		97.05%	N/A	97.05%		
Admin Ratio	1.1%	1.2%	4 bps		N/A	N/A	N/A		1.1%	N/A	2.0%		
Net Income PMPM	\$6.32	\$5.83	\$0.49		N/A	N/A	N/A		\$6.24	N/A	\$3.75		
Net Income %	2.2%	2.1%	5 bps		N/A	N/A	N/A		2.2%	N/A	1.3%		

**Imperial County Local Health Authority dba
Community Health Plan of Imperial Valley
Statement of Net Position**

	June 2025	July 2025	Change
ASSETS			
Current Assets			
Cash and Investments			
Chase - Checking	\$ 200,000	\$ 200,000	\$ -
Chase - Money Market	\$ 2,638,576	\$ 2,916,239	\$ 277,663
JPMorgan Securities	\$ 15,831,028	\$ 15,409,556	\$ (421,472)
First Foundation Bank	\$ 79,340	\$ 306,190	\$ 226,850
Receivables			
Accounts Receivable	\$ 6,653	\$ (0)	\$ (6,653)
Dividend Receivable	\$ 9,224	\$ 8,573	\$ (652)
Interest Receivable	\$ 86,553	\$ 103,246	\$ 16,693
Capitation Receivable	\$ 28,015,243	\$ 27,889,154	\$ (126,089)
Pass-Through Receivable	\$ 331,229	\$ 414,982	\$ 83,753
Pass-Through Receivable - Other	\$ 1,990	\$ 1,144	\$ (846)
Other Current Assets			
Prepaid Expenses	\$ 290,788	\$ 449,911	\$ 159,123
Total Current Assets	\$ 47,490,626	\$ 47,698,995	\$ 208,369
Noncurrent Assets			
Restricted Deposit			
First Foundation Bank - Restricted	\$ 300,000	\$ 300,000	\$ -
Capital Assets			
Buildings - Net	\$ 2,900,870	\$ 2,892,041	\$ (8,829)
Computer Equipment / Software - Net	\$ 6,723	\$ 6,555	\$ (168)
Improvements - Net	\$ 43,546	\$ 43,138	\$ (408)
Intangible Assets	\$ 61,459	\$ 60,209	\$ (1,250)
Operating ROU Asset (Copier) - Net	\$ 10,134	\$ 10,134	\$ -
Total Noncurrent Assets	\$ 3,322,733	\$ 3,312,077	\$ (10,656)
Total Assets	\$ 50,813,359	\$ 51,011,073	\$ 197,714
LIABILITIES			
CURRENT LIABILITIES			
Payables			
Accounts Payable	\$ 514,669	\$ 364,468	\$ (150,201)
Capitation Payable	\$ 27,174,786	\$ 27,052,479	\$ (122,307)
Pass-Through Payable	\$ 331,229	\$ 414,982	\$ 83,753
Pass-Through Payable - Other	\$ 1,990	\$ 1,144	\$ (846)
Credit Card Payable	\$ 37,031	\$ 28,778	\$ (8,253)
Other Current Liabilities			
Short Term Lease Liability - Copier	\$ 3,488	\$ 3,500	\$ 12
Bonus Accrual	\$ 152,012	\$ 123,325	\$ (28,687)
Salaries Accrual	\$ 121,359	\$ 170,665	\$ 49,306
Vacation Accrual	\$ 164,924	\$ 175,618	\$ 10,694
Total Current Liabilities	\$ 28,501,489	\$ 28,334,960	\$ (166,529)
NON-CURRENT LIABILITIES			
Long Term Lease Liability - Copier	\$ 1,508	\$ 1,210	\$ (298)
Total Noncurrent Liabilities	\$ 1,508	\$ 1,210	\$ (298)
Total Liabilities	\$ 28,502,997	\$ 28,336,170	\$ (166,826)
NET POSITION			
Restricted by Legislative Authority	\$ 300,000	\$ 300,000	\$ -
Unrestricted	\$ 19,806,342	\$ 19,806,342	\$ -
YTD Net Revenue	\$ 2,204,020	\$ 2,568,560	\$ 364,540
Total Net Position	\$ 22,310,362	\$ 22,674,902	\$ 364,540
Total Liabilities and Net Position	\$ 50,813,359	\$ 51,011,073	\$ 197,714

**Imperial County Local Health Authority dba
Community Health Plan of Imperial Valley
Summarized Tangible Net Equity Calculation
As of July 2025**

Net Equity	\$ 22,674,902
Add: Subordinated Debt and Accrued Subordinated Interest	\$ 0
Less: Report 1, Column B, Line 27 including: Unsecured Receivables from officers, directors, and affiliates; Intangibles	\$ 0
Tangible Net Equity (TNE)	\$ 22,674,902
Required Tangible Net Equity *	\$ 4,799,064
TNE Excess (Deficiency)	\$ 17,875,837

Full Service Plan		
A. Minimum TNE Requirement		1
	\$	1,000,000
B. REVENUES:		
2% of the first \$150 million of annualized premium revenues (lines 1, 2, 4, 5, 7, 9 from Income Statement)	\$	3,000,000
Plus		
1% of annualized premium revenues in excess of \$150 million	\$	1,799,064
Total	\$	4,799,064

* Calculated Required Tangible Net Equity		
\$ 329,906,412	- Q1	
\$ 329,906,412	- Annualized	
\$ 150,000,000		
x 2%		
\$ 3,000,000		
\$ 179,906,412		
x 1%		
\$ 1,799,064		
\$ 4,799,064	- Required TNE	

Community Health Plan of Imperial Valley
July 2025 Cash Transactions

Date	Account	Vendor	Memo/Description	Amount
Chase Checking				
7/1/2025	Chase Checking	Oracle America, Inc.	Inv 2165912-- bill.com Check Number: 79674865	\$ (2,550.86)
7/1/2025	Chase Checking	PandanAI, Inc.	Inv 0008	(49,600.00)
7/1/2025	Chase Checking	Bonde & Associates, LLC	Inv 1002	(6,000.00)
7/1/2025	Chase Checking	360 Business Products	Inv QE-QT-34693-- bill.com Check Number: 79676146	(285.18)
7/1/2025	Chase Checking	Economic Group Pension Services	Inv INV 226800 INV 226801-- bill.com Check Number: 79676022	(2,742.50)
7/1/2025	Chase Checking	Shalom Events Professionals	Inv Invoice 06172025-- bill.com Check Number: 79675518	(142.00)
7/1/2025	Chase Checking	I.V. Termite & Pest Control	Inv 0351962-- bill.com Check Number: 79675807	(120.00)
7/1/2025	Chase Checking	Republic Services	Inv 0467-001750336	(146.82)
7/1/2025	Chase Checking	Imperial County Treasurer-Tax Collect	Inv ASMT Number: 064-330-027-000-- bill.com Check Number: 7967501	(35,487.70)
7/3/2025	Chase Checking	Zamosky Communication	Inv 0000040	(8,425.00)
7/3/2025	Chase Checking	Brawley Rotary Club	Inv July Statement-- bill.com Check Number: 79691474	(255.00)
7/3/2025	Chase Checking	City of Imperial	Acct 80683 - Inv 1448363-- bill.com Check Number: 79691339	(31.64)
7/3/2025	Chase Checking	Imperial Irrigation District	Inv June Invoice-- bill.com Check Number: 79689995	(1,981.01)
7/7/2025	Chase Checking	JPMorgan Chase	Dividend Income - June 2025	9,224.25
7/7/2025	Chase Checking	JPMorgan Chase	Service Charges Investment Sweep - July 2025	(609.96)
7/7/2025	Chase Checking	Mid Atlantic Trust Company	Mid Atlantic	(7,047.25)
7/7/2025	Chase Checking	Mid Atlantic Trust Company	Payroll Date: 05/30/25 Correction - Retirement Contribution	2,770.83
7/7/2025	Chase Checking	JPMorgan Chase	07/03/25 - Credit Card Payment	(28,685.06)
7/7/2025	Chase Checking	Ariday Rosales	Employee Insurance Reimbursement	243.93
7/8/2025	Chase Checking	Zamosky Communication	Inv 0000041	(8,375.00)
7/9/2025	Chase Checking	Epstein Becker & Green, P.C.	Multiple inv. (details on stub)	(9,200.50)
7/9/2025	Chase Checking	Rotary Club of El Centro	Multiple invoices (details on stub)-- bill.com Check Number: 79714695	(216.00)
7/9/2025	Chase Checking	Liebert Cassidy Whitmore	Inv 296017-- bill.com Check Number: 79715428	(2,608.00)
7/9/2025	Chase Checking	Stericycle, Inc.	Inv 8010840445-- bill.com Check Number: 79715032	(109.99)
7/9/2025	Chase Checking	Imperial Desert Landscape	Inv 25-241-- bill.com Check Number: 79715308	(250.00)
7/9/2025	Chase Checking	AM Copiers Inc.	Inv IN7757-- bill.com Check Number: 79714850	(500.45)
7/9/2025	Chase Checking	Quench USA	Inv INV09160272-- bill.com Check Number: 79714313	(129.30)
7/9/2025	Chase Checking	Health Management Associates, Inc.	Inv 206100 - 0000025	(288.75)
7/11/2025	Chase Checking	Oracle America, Inc.	Multiple invoices	(15,786.44)
7/11/2025	Chase Checking	Inerglo Creative	Inv INV-00612	(3,000.00)
7/11/2025	Chase Checking	Shannon Long	Inv 15	(6,000.00)
7/11/2025	Chase Checking	Department of Managed Health Care	Inv 25HPD050-- bill.com Check Number: 79731873	(153,980.11)
7/14/2025	Chase Checking	JPMorgan Chase	Credit Card Payment	(13,334.14)
7/16/2025	Chase Checking	Oracle America, Inc.	Void Of Bill Payment #P25070901 - 2834401	15,786.44
7/17/2025	Chase Checking	Alliant Insurance Services, Inc.	Inv 3140081	(5,441.00)
7/21/2025	Chase Checking	Department of Health Care Services	7/15/25 - Receipt - DHCS (June 2025 Revenue)	27,365,765.44
7/21/2025	Chase Checking	Department of Health Care Services	7/15/25 - Receipt - DHCS (June 2025 Revenue)	870,517.68
7/21/2025	Chase Checking	Department of Health Care Services	7/15/25 - Receipt - DHCS (June 2025 Revenue)	59,455.67
7/21/2025	Chase Checking	Department of Health Care Services	7/15/25 - Receipt - DHCS (June 2025 Revenue)	49,147.52
7/21/2025	Chase Checking	Department of Health Care Services	7/15/25 - Receipt - DHCS (June 2025 Revenue)	1,990.07
7/21/2025	Chase Checking	Department of Health Care Services	7/15/25 - Receipt - DHCS (June 2025 Revenue)	1,586.11
7/21/2025	Chase Checking	Mid Atlantic Trust Company	Mid Atlantic	(8,005.64)
7/21/2025	Chase Checking	State Compensation Insurance Fund	Workers Compensation Payment	(1,424.41)
7/22/2025	Chase Checking	Health Management Associates, Inc.	Inv 213079 - 0000002	(7,630.00)
7/22/2025	Chase Checking	Junior's Cafe	Inv 13-18488-- bill.com Check Number: 79778810	(430.26)
7/22/2025	Chase Checking	Health Management Associates, Inc.	Inv 211734 - 0000006	(61,566.00)
7/22/2025	Chase Checking	Smith-Kandal Insurance	Inv 6021-- bill.com Check Number: 79778375	(30,290.55)
7/22/2025	Chase Checking	Wakely consulting Group	Inv 211734 - 0000007-- bill.com Check Number: 79778590	(12,826.25)
7/23/2025	Chase Checking	Law Office of William S. Smerdon	Inv 2783	(1,375.00)
7/29/2025	Chase Checking	360 Business Products	Multiple invoices (details on stub)-- bill.com Check Number: 79814299	(2,580.69)
7/29/2025	Chase Checking	Liebert Cassidy Whitmore	Inv 298984-- bill.com Check Number: 79813655	(360.00)
7/29/2025	Chase Checking	ADT Security Services	Inv 1151879556-- bill.com Check Number: 79813150	(82.66)
7/29/2025	Chase Checking	I.V. Termite & Pest Control	Inv 0353102-- bill.com Check Number: 79813123	(120.00)
7/29/2025	Chase Checking	Sparkling Clean	Inv July 2025	(900.00)
7/31/2025	Chase Checking	Mid Atlantic Trust Company	Mid Atlantic Quarterly Fee	(1,658.93)
7/31/2025	Chase Checking	Mid Atlantic Trust Company	Retirement Contribution	(8,276.17)
7/31/2025	Chase Checking	JPMorgan Chase	Credit Card Payment	(429.70)
7/31/2025	Chase Checking	Larry Lewis	Employee Reimbursement	967.28
7/31/2025	Chase Checking	Helath Net	Rental Income - June 2025	1,493.50
First Foundation Bank				
7/8/2025	FFB Payroll	Rippling	2024 Bonus Payout - Employee net pay for check date 07/08/2025	(29,586.89)
7/8/2025	FFB Payroll	Rippling	2024 Bonus Payout - Payroll taxes paid via Rippling for check date 07/0	(17,152.28)
7/11/2025	FFB Payroll	Rippling	Employee net pay for check date 07/11/2025	(97,634.40)
7/11/2025	FFB Payroll	Rippling	Payroll taxes paid via Rippling for check date 07/11/2025	(50,736.15)
7/15/2025	FFB Payroll	Blue Shield of California	Blue Shield Insurance	(19,141.84)
7/15/2025	FFB Payroll	Rippling	Employee Reimbursement - J. Hutchins & D. O'campo	(1,320.82)
7/15/2025	FFB Payroll	Rippling	People Center Bill	(250.80)
7/15/2025	FFB Payroll	Rippling	People Center Check	(186.70)
7/15/2025	FFB Payroll	First Foundation Bank	Wire Fee	(10.00)
7/15/2025	FFB Payroll	Rippling	Employee Reimbursement - D. O'campo	(19.18)
7/15/2025	FFB Payroll	First Foundation Bank	Wire Fee	(10.00)
7/15/2025	FFB Payroll	Rippling	Employee Reimbursement - J. Hutchins	(1,146.25)
7/15/2025	FFB Payroll	UNUM	UNUM Invoice 07/01/25 - 07/31/25	(652.45)
7/25/2025	FFB Payroll	Rippling	Employee net pay for check date 07/25/2025	(99,850.15)
7/25/2025	FFB Payroll	Rippling	Payroll taxes paid via Rippling for check date 07/25/2025	(52,285.31)
7/31/2025	FFB Payroll	Rippling	Employee Reimbursement - L. Lewis & J. Perez	(1,498.30)
7/31/2025	FFB Payroll	Rippling	Employee Reimbursement - D. Wilson & L. Lewis	(1,448.55)
7/31/2025	FFB Payroll	First Foundation Bank	Wire Fee	(10.00)
7/31/2025	FFB Payroll	Rippling	Employee Reimbursement - M. Ramirez	(185.12)
7/31/2025	FFB Payroll	Rippling	Employee Reimbursement - E. Tarabola	(25.00)
J.P. Morgan Securities				
7/31/2025	Chase Bond Portfolio	Health Net	May Health Net Payment	(27,508,005.19)
7/31/2025	Chase Bond Portfolio	JPMorgan Chase	Accrued Investment Income - June 2025	86,553.24
7/31/2025	Chase Bond Portfolio	JPMorgan Chase	Bank Fee - June 2025 (Portfolio)	\$ (20.00)

Fact Sheet

Local Health Plans of California (LHPC) Dues Assessment – 2025/2026

September 8, 2025

Recommendations

Motion to approve the LHPC 2024-2025 annual dues assessment of **\$133,791.65**.

Background

The LHPC is the primary source of regulatory information for all senior leadership at CHPIV.

As a plan CEO, I am a member of the 17-member board of directors for the LHPC. We meet weekly to update online regarding regulatory developments, priorities being developed by the state, and most recently a small group has been formed to work with DHCS to plan for the next development of the Medicaid waiver program. The LHPC lobbies regulatory officials and legislators as the LHPC plans represent 70% of the Medi-Cal lives in California. At the strategic planning meetings and updates, LHPC is respected enough to host guest speakers to a personal discussion with the board of directors, including CHHS Secretary Kim Johnson, DHCS Director Michelle Baass.

The LHPC board affords us connections to other CEOs in the state to understand and benchmark and apply perspective to our own efforts. Similarly, there are Chief Medical Officer, Chief Financial Officer, Chief Operating Officer, Chief Compliance Officer, Government Affairs, and Human Resources collegial groups that meet regularly for the same purposes. The LHPC groups continue to be a welcome resource to all leadership at CHPIV.

The LHPC also offers a variety of training opportunities, including D-SNP readiness training and status updates, orientation to Medi-Cal Managed Care, and Medi-Cal financial education.

Current Situation



Last year's dues were \$106,936.79. This year's invoice will be for the full fiscal year July 2025 to June 2026. Which includes LHPC board approved increased costs including the addition of a federal lobbyist, expansion of educational resources,

Financial Impact (including Budget Reference)

\$133,791.65

First Submission to Commission: 09/08/2025



Board Chair
Marina Owen

Members
Alameda Alliance for Health
Matthew Woodruff, CEO

CalOptima Health
Michael Hunn, CEO

CalViva Health
Jeffrey Nkansah, CEO

CenCal Health
Marina Owen, CEO

Central California Alliance for Health
Michael Schrader, CEO

Community Health Group
Norma Diaz, CEO

Community Health Plan of Imperial Valley
Lawrence E. Lewis, CEO

Contra Costa Health Plan
Irene Lo, Interim CEO

Gold Coast Health Plan
Dr. Felix Nuñez, CEO

Health Plan of San Joaquin
Lizeth Granados, CEO

Health Plan of San Mateo
Patrick Curran, CEO

Inland Empire Health Plan
Jarrod McNaughton, CEO

Kern Health Systems
Emily Duran, CEO

L.A. Care Health Plan
Martha Santana-Chin, CEO

Partnership HealthPlan of California
Sonja Bjork, CEO

San Francisco Health Plan
Yolanda R. Richardson, CEO

Santa Clara Family Health Plan
Christine Tomcala, CEO

LHPC
Linnea Koopmans, CEO

Amber Wade, LHPC Institute Executive
Director

Katie Andrew, Director of Government
Affairs, Quality & Behavioral Health

Leah Barnett, Director of Operations

Beau Bouchard, Director of Health Plan
Financing

Rebecca Sullivan, Director of Government
Affairs, CalAIM & MLTSS

Breanna Pineda, Program Manager

Lexi Colvin, Program Coordinator

August 12, 2025

Lawrence E. Lewis
Community Health Plan of Imperial Valley
512 W. Aten Road
Imperial, CA 92251

Dear Larry:

Local Health Plans of California ("LHPC") has proudly served and represented California's not-for-profit, community-based health plans for over 25 years. Today, 17 local plans cover over 70% of the State's Medi-Cal managed care enrollees in 51 of California's 58 counties. Serving over 9.5 million Medi-Cal beneficiaries statewide, local plans are part of the backbone of the Medi-Cal delivery system. LHPC ensures that policymakers understand the value, impact, and mission of the local plans and diligently advocates on behalf of local plans on a wide range of legislative, budget, and policy issues. In the year ahead, the Medi-Cal program will face significant headwinds due to both state and federal financing and policy changes. It will be critical for LHPC to be a strong advocate and partner in navigating these changes and supporting strategies to mitigate the impact on local plans, their providers, and Medi-Cal members.

This year required a significant pivot in the focus of LHPC's priorities in response to the federal threats to Medicaid. LHPC fiercely defended the Medi-Cal program at the federal level, using arguments that were supported by sound policy rationale and data. While the politics in Washington ultimately prevailed with passage of H.R. 1, LHPC strengthened relationships with the California Congressional delegation that will be important for our advocacy in the year ahead. With the support of LHPC's federal lobbyists, we also have begun to develop connections with the new CMS. These relationships will be critical in the year ahead for LHPC's advocacy, ensuring that local plans have a voice at the federal level.

Meanwhile, LHPC remained highly engaged on all critical issues at the state level, working closely with the Administration on policy issues, and the Legislature through the course of the budget process and on key policy bills. LHPC takes pride in being the trusted and authoritative Medi-Cal managed care expert. This year, LHPC demonstrated our leadership through continued work in coalitions with our Medi-Cal provider partners; sponsoring legislation with

county behavioral health; and providing thoughtful policy recommendations to the Administration. LHPC also led the way on successful advocacy to reject the Administration's proposal to increase the Medi-Cal MLR amidst challenging budget climate. Despite a year of tremendous uncertainty, LHPC has continued to identify and advance local plan priorities.

Your membership in and support of LHPC ensures that we can continue our dedication to influencing health care policy in California and at the federal level, in an effort to protect and defend the progress we have made in Medi-Cal and through the Affordable Care Act over the last decade. The LHPC dues structure utilizes a tiered base assessment and per member assessment based upon the number of covered lives in each health plan. LHPC appreciates the board's support for modifying the dues structure last year and increasing member dues beginning this fiscal year. The new dues structure is attached to this letter for your reference. The annual assessment for **Community Health Plan of Imperial under the new structure is \$133,791.65.** We will appreciate receiving this amount within the **next 45 days.**

In the year ahead, LHPC's work is as important as ever. As we are in the wake of tremendous change as a result of federal and state cuts, LHPC's advocacy will be critical to informing thoughtful policy solutions together with local and state partners. Your participation in LHPC is tremendously appreciated and we look forward to a productive year together. Thank you for your vital support.

Sincerely,

A handwritten signature in blue ink, appearing to read 'Linnea Koopmans', is positioned above the printed name.

Linnea Koopmans
Chief Executive Officer
Local Health Plans of California

Enclosure

LOCAL HEALTH PLANS OF
CALIFORNIA

1201 K Street, Suite 1840
Sacramento, CA 95814
(916) 448-8292
www.lhpc.org



INVOICE

BILL TO
Community Health Plan of Imperial Valley
512 W. Aten Road
Imperial, CA 92251

INVOICE 2025-21
DATE 08/12/2025
TERMS Net 45
DUE DATE 09/26/2025

ITEM	DESCRIPTION	QTY	RATE	AMOUNT
Base Dues - Tier 1	Tier 1 Dues Assessment (< 200,000 Medi-Cal lives): July 1, 2025 - June 30, 2026 Membership Year	1	125,000.00	125,000.00
PMPY Dues	PMPY Dues Assessment: \$0.09 x 97,985 (January 2025 Medi-Cal Managed Care Enrollment Report accessed on 3/7/2025)	97,685	0.09	8,791.65

Please make checks payable to Local Health Plans of California.
Don't hesitate to contact us if you have any questions about this
invoice. Thank you!

SUBTOTAL	133,791.65
TAX	0.00
TOTAL	133,791.65
BALANCE DUE	\$133,791.65

LHPC Dues for 2025/2026 Membership Year

LHPC Health Plan	Total Lives (Medi-Cal)	Tier	2024/2025 Membership Dues (Old Dues Model)	2025/2026 Membership Dues (New Dues Model)	2025/2026 Dues Cost Per Member Per Year
Community Health Plan of Imperial Valley	97,685	Tier 1 < 200,000	\$ 106,936.79	\$ 133,791.65	\$ 1.37
Health Plan of San Mateo	148,298	Tier 1 < 200,000	\$ 110,284.89	\$ 138,346.82	\$ 0.93
San Francisco Health Plan	178,987	Tier 1 < 200,000	\$ 126,761.75	\$ 141,108.83	\$ 0.79
CenCal Health	241,044	Tier 2 200,001 - 350,000	\$ 131,949.24	\$ 156,693.96	\$ 0.65
Gold Coast Health Plan	245,197	Tier 2 200,001 - 350,000	\$ 132,567.90	\$ 157,067.73	\$ 0.64
Contra Costa Health Plan	263,680	Tier 2 200,001 - 350,000	\$ 133,473.21	\$ 158,731.20	\$ 0.60
Santa Clara Family Health Plan	294,829	Tier 2 200,001 - 350,000	\$ 134,589.01	\$ 161,534.61	\$ 0.55
Community Health Group	386,688	Tier 3 350,001 - 750,000	\$ 142,957.09	\$ 184,801.92	\$ 0.48
Kern Health Systems	404,790	Tier 3 350,001 - 750,000	\$ 168,441.21	\$ 186,431.10	\$ 0.46
Alameda Alliance for Health	408,262	Tier 3 350,001 - 750,000	\$ 142,735.82	\$ 186,743.58	\$ 0.46
Health Plan of San Joaquin (incl. MVHP)	415,205	Tier 3 350,001 - 750,000	\$ 169,887.34	\$ 187,368.45	\$ 0.45
CalViva Health	431,336	Tier 3 350,001 - 750,000	\$ 169,990.94	\$ 188,820.24	\$ 0.44
Central California Alliance for Health	442,786	Tier 3 350,001 - 750,000	\$ 171,986.43	\$ 189,850.74	\$ 0.43
CalOptima Health	896,391	Tier 4 > 750,001	\$ 190,000.00	\$ 245,675.19	\$ 0.27
Partnership HealthPlan of California	903,060	Tier 4 > 750,001	\$ 190,000.00	\$ 246,275.40	\$ 0.27
Inland Empire Health Plan	1,501,944	Tier 4 > 750,001	\$ 190,000.00	\$ 300,000.00	\$ 0.20
LA Care Health Plan	2,372,221	Tier 4 > 750,001	\$ 190,000.00	\$ 300,000.00	\$ 0.13
Total	9,632,403		\$ 2,602,561.62	\$ 3,263,241.42	\$ 0.34

Tier Legend:

Tier 1 < 200,000	\$ 125,000
Tier 2 200,001 - 350,000	\$ 135,000
Tier 3 350,001 - 750,000	\$ 150,000
Tier 4 > 750,001	\$ 165,000

Hits cap at 1,500,000 enrollment.

Total Lives Data Pulled From January 2025 Medi-Cal Managed Care Enrollment Report on 03/07/2025:

<https://data.chhs.ca.gov/dataset/medi-cal-managed-care-enrollment-report>

(New Tiered Base Structure and \$0.09 PMPY with \$300K Cap)

Fact Sheet

Cancer Resource Center of the Desert – Fund Raising Dinner 2025

September 8, 2025

Recommendations

Motion to approve the supporting the Cancer Resource Center of the Desert fundraising dinner “An Evening of Hope”.

Background

While the Cancer Resource Center of the Desert announced its closure earlier this year, their board of directors and many community supporters have developed a plan and financial support to revive this long-standing community service to cancer patients and families. Their efforts have led to the collection of approximately \$145,000 through the implementation of a billing and collection system for ECM (Enhanced Care Management) patients they service for six months. They have also received substantial cash donations and pledges in recent months. Finally, they have developed an outline of a plan to continue operations.

Current Situation

Part of the plan for sustainability includes a fundraising dinner on October 17, 2025, targeted to generate \$125,000. They have raised \$45,000 in cash donations and another \$65,000 in pledges from donors (\$110,000). They have invited CHPIV to support the dinner as well.

Financial Impact (including Budget Reference)

See attached options for support to be determined by the Commission.???

First Submission to Commission: 09/08/2025



July 29, 2025

To Whom it May Concern,

The Cancer Resource Center of the Desert (CRCDC) has been a pillar of our community for 20 years, providing critical support to over 3,500 unique cancer patients since its inception. Our mission is to offer a guiding hand and compassionate heart to individuals battling cancer and other chronic illnesses, as well as their families, through our Patient Navigation services. We assist patients in obtaining health insurance, securing primary care physicians, accessing specialist referrals, arranging transportation, and connecting with essential social services. Our goal is to educate, guide, support, and empower patients throughout their healthcare journey. As the only organization in the region offering this comprehensive patient navigation, CRCDC leverages an in-depth understanding of available programs and a social work perspective to address the many challenges facing our medically underserved community. CRCDC serves any resident who is diagnosed with cancer regardless of socio-economic status.

Due to unforeseen delays in launching Enhanced Care Management (ECM) services, unmet contribution commitments, and unexpected expenses in late 2024, CRCDC was forced to close its doors on 3/28/2025. This devastating outcome leaves Imperial Valley's most vulnerable patients without essential support, increasing healthcare costs, reduced revenues for hospitals and physicians as well as worsening health disparities in the region. CRCDC urgently requires a financial infusion to continue delivering essential services to Imperial Valley patients. For two decades, we have operated sustainably, but today we face an unprecedented challenge. CRCDC is in need of \$190,000 to support re-opening the center through December 2025. This funding will be used for monthly cashflow support needed until targeted Medi-Cal CalAIM Enhanced Care Management patient volumes are achieved which will provide sustainable cash flow.

In an effort to raise the needed funds to re-open, CRCDC is hosting a fundraising event on Friday, October 17th at the Cambria Hotel in Imperial. The event will feature a dinner, entertainment and a silent auction. We are currently seeking sponsors to support the event and respectfully ask you to consider being a sponsor and support re-opening the cancer Resource Center of the Desert. Your support will make a meaningful difference in our community and help us achieve our goals.

Thank you for your time and consideration. Please contact me should you have any questions or require further information.

Donations are accepted through our website at www.crcdinc.org

Sincerely,

A handwritten signature in dark ink, appearing to read "Helen Palomino".

Helen Palomino, LCSW
Secretary of the Board
Cancer Resource Center of the Desert
PO Box 513
El Centro, CA. 92244
Cell: (760) 960-8818
hpalomino@crcdinc.org


An Evening of Hope

A FUNDRAISER FOR

Cancer Resource Center of the Desert

FRIDAY OCTOBER 17, 2025 AT 6PM

CAMBRIA HOTEL- 1500 N. IMPERIAL AVE. IMPERIAL CA 92251



*Dinner, Silent Auction,
Dueling Pianos*

PLATINUM SPONSOR \$15,000

VIP table for 10, Name in program, 20 drink tickets, logo on event signage, company logo on social media, logo on website for 12 months, VIP parking.

DIAMOND SPONSOR \$10,000

Table for 10, Name in program, 10 drink tickets, logo on event signage, company logo on social media

GOLD SPONSOR \$5,000

6 event tickets, Name in program, 6 drink tickets.

SILVER SPONSOR \$2,500

4 event tickets, Name in program, 4 drink tickets.

Name	
Address	
Phone Number	
Contact Name	
Email	
Sponsor Level	

Make checks payable to: Cancer Resource Center of the Desert



Enhanced Care Management

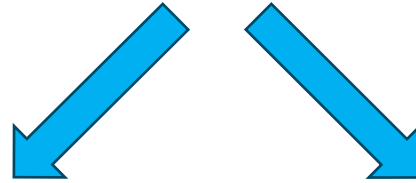


**Community
Health Plan**

OF IMPERIAL VALLEY

ECM Update

CalAIM



ECM

**Community
Supports**



ECM Update

1. ECM: Member-specific Care Management
2. CS: Non-medical interventions to support Member health



ECM Update

ECM & CS were constructed to involve Community partners

Tagline: Only community-based organizations truly know the socioeconomic needs of Medi-Cal Members

(Potential) Motive: DHCS does not want the MCOs to directly manage ECM or CS



ECM Update

Caveat

Management of ECM is entrusted to organizations that may not have in-depth experience in health care-level care management.



ECM Update

Initial Emphasis

For 2+ years, encouraged **UTILIZATION** of ECM (and CS) services, without enforcing the **QUALITY** of that utilization



ECM Update

Initial Findings

1. Good uptake – very good in Imperial
2. According to DHCS, “positive” results
3. Inconsistent Care Management results



ECM Update

Course Corrections

1. Improved tracking of Care Management processes
 - MCOs
 - DHCS
2. CalPATH Initiative
 - County-wide training sessions
 - Share best practices



ECM Update

Questions/Comments





NCQA Updates

Executive Director of Healthcare Services:
Jeanette Crenshaw MSN, APRN, FNP-BC, CCM

Current Status

- Health Equity Accreditation (HEA) - NCQA's Review Committee approved a full 3-year accreditation
- Health Plan Accreditation (HPA) - NCQA's Review Committee approved a full 3-year accreditation
- Awaiting final Scoring from NCQA



National Committee for Quality Assurance

has awarded

*Imperial County Local Health Authority dba Community Health Plan of
Imperial Valley*

HP - Medicaid HMO

the status of

Accredited

for the delivery of culturally appropriate and quality improvement
interventions serving diverse populations



David Chui, MD
CHAIR, BOARD OF DIRECTORS

2024
STANDARDS YEAR

Margaret S. J. K.
PRESIDENT

08/14/2025
DATE GRANTED

[Signature]
CHAIR, REVIEW OVERSIGHT COMMITTEE

08/14/2028
EXPIRATION DATE



National Committee for Quality Assurance
has awarded

*Imperial County Local Health Authority dba Community Health Plan of
Imperial Valley*

Medicaid HMO

an accreditation status of

Accredited



for service and clinical quality that meet or exceed NCQA's rigorous
requirements for consumer protection and quality improvement.

David Chui, MD

CHAIR, BOARD OF DIRECTORS

2024
STANDARDS YEAR

Margaret S. J. K.

PRESIDENT

08/21/2025
DATE GRANTED

[Signature]

CHAIR, REVIEW OVERSIGHT COMMITTEE

08/21/2028
EXPIRATION DATE

Next Steps

NCQA will post our final scores to their website mid-September. At that time, we can begin posting our accreditation status online.

Questions?



Local Health Authority Commission

Executive Summary: September 2025 Compliance Department Update

Regulatory Audits

DMHC Routine Survey

Onsite Schedule: DMHC has scheduled the onsite portion of the routine survey for September 30 through October 2, 2025. During the onsite, DMHC auditors will conduct in-person interviews with CHPIV staff and Health Net staff. (Health Net staff will be remote). The purpose of the onsite review is to validate compliance through direct staff engagement, review of documentation, and observation of operational processes.

Current Status and Pre-Audit Activities: CHPIV continues to respond to follow-up document requests from DMHC auditors to supplement the initial pre-audit document submissions. DMHC has also conducted pre-audit discussions with representatives from CHPIV and Health Net, primarily focused on Potential Quality Issues (PQIs) and Emergency Room claims denials and the post-stabilization authorization process.

Next Steps: Preparation efforts are ongoing and include mock interviews with staff (including Health Net staff), as well as a risk assessment to identify potential issues prior to the onsite. CHPIV is also working closely with Health Net operational leaders to reinforce interview readiness and ensure alignment across functions. Compliance continues to prioritize DMHC follow-up requests to ensure timely, complete, and accurate submissions.

Network Adequacy Validation (NAV) Audit

Audit Overview: The 2025 Network Adequacy Validation (NAV) audit, conducted by the Health Services Advisory Group (HSAG) on behalf of the Department of Health Care Services (DHCS), will validate the accuracy, completeness, and consistency of the plan's 2024 network adequacy reporting. Areas of focus include data collection, integration, monitoring, and reporting processes.

Pre-Audit Submission: The plan submitted all pre-audit request documents on August 15, 2025, in accordance with HSAG requirements.

Virtual Audit Interview: The virtual audit review has been scheduled for September 11, 2025, from 8:30 a.m. to 2:00 p.m. As provider network adequacy is delegated to Health Net, their staff will serve as the primary point of contact for the audit and will represent the plan in addressing HSAG inquiries and requests for clarification.

Delegation Oversight

Pre-Delegation Audits

To ensure Dual Eligible Special Needs Plan (D-SNP) readiness and mitigate compliance risk, pre-delegation audits have been initiated for the following delegated entities:

- Community Health Group (CHG)
- Independent Physician Associations (IPAs)



Local Health Authority Commission

Executive Summary: CHPIV Compliance Department Update August 2025

- Premier Patient Care
- Imperial County Physicians Medical Group - Management Service Organization (MSO) MedPoint Management
- Community Care IPA - MSO MedPoint Management

The policy review phase is nearing completion, with audit results targeted for release in September. All regulatory assessments are aligned with CMS and State requirements to ensure full compliance by January 1, 2026. Preliminary findings may necessitate delegate policy revisions to address identified gaps and strengthen oversight.

Annual Audit of Health Net

The first full-scope annual audit of Health Net is underway, covering all delegated functions with an audit review period of January 1, 2024, through June 30, 2025. As a reminder, this audit was initially scheduled early 2025 but was delayed due to the conflicting schedule with our first DHCS Medical Audit.

The audit includes comprehensive case file reviews and policy/procedure evaluations. To streamline the audit process as much as possible, CHPIV is leveraging documents received from Health Net and downstream entities for the DHCS and DMHC audit submissions. In addition, CHPIV issued a document request list to cover the remainder of the annual audit review period.

As of now, 70% of case file reviews are complete across all delegated areas. Results are expected by mid-September. Post-audit, the Delegation Oversight (DO) program will implement updates based on findings to enhance operational integrity and regulatory adherence.

Delegation Oversight Monitoring Program: 2024 Quarter 4 KPIs

Health Net was marginally noncompliant on timely member notification in Q3 (94.1% vs 95% standard); collaborative CAP is in progress.

Staffing Updates

Miriam Botello joined on August 25, 2025, as our new Compliance Advisor for Regulatory Compliance reporting to Alfredo Flores, Compliance Manager. Miriam is a local hire and will be working on-site. Miriam has over 15 years of healthcare experience, including roles in quality and risk management, policy development, and patient safety coordination, most recently serving as Office Manager at Tariq Cardiovascular and Vein Center. In her new role, Miriam will manage essential day-to-day compliance activities and provide support across all regulatory compliance functions, including the coordination of regulatory audits.

Rickesha (Ricki) Collins joined on July 21, 2025, as a Nurse Auditor, reporting to Kristi Wilkerson, Manager of Internal and Delegation Oversight. Rickesha brings 10 years of experience from Health Net/Centene's Appeals and Grievances team and River City Medical Group. She is based in Sacramento and will be working remotely. In her new role, Rickesha will support audit readiness and compliance monitoring activities focused on clinical areas across delegated entities.



Local Health Authority Commission

Executive Summary: CHPIV Compliance Department Update August 2025

Joe Escobar joined on August 11, 2025, as a Compliance Auditor, reporting to Kristi Wilkerson, Manager of Internal and Delegation Oversight. Joe comes from the DHCS - Audits & Investigations Division, bringing a strong background in regulatory oversight and investigative auditing. He has over 7 years of experience with DHCS and is based in Sacramento, where his role will be remote. In his new position, Joe will focus on non-clinical audit functions and contribute to delegation performance reviews.

Lulu Gallegos joined on August 25, 2025, as a Nurse Auditor, reporting to Kristi Wilkerson, Manager of Internal and Delegation Oversight. Lulu brings auditing experience from Legacy Medical Group, where she worked for one year, and Inncare, where she spent six years as a Systems Analyst. Her background includes evaluating reporting requirements and supporting data-driven compliance efforts. Lulu also worked as a floor nurse for one year, providing her with direct clinical experience. She is local to Imperial Valley and will be working on-site. In her new role, Lulu will support audit readiness and compliance monitoring activities focused on clinical areas across delegated entities.



Operations Report – Sep 2025

Date: Aug 28, 2025

From: Julia Hutchins, Chief Operating Officer

Contributors: Daniel O'Campo, Chief of Staff and Michelle Ramirez, Manager of Sales & Retention

Executive Summary

This report contains a high-level summary of activities and priorities in the areas overseen by the Chief Operating Officer: product development, provider network, claims, grievances, member experience and marketing and communications.

Product Development

Priority: Go-Live January 1, 2026 with D-SNP Offering, Community Advantage Plus

Activities:

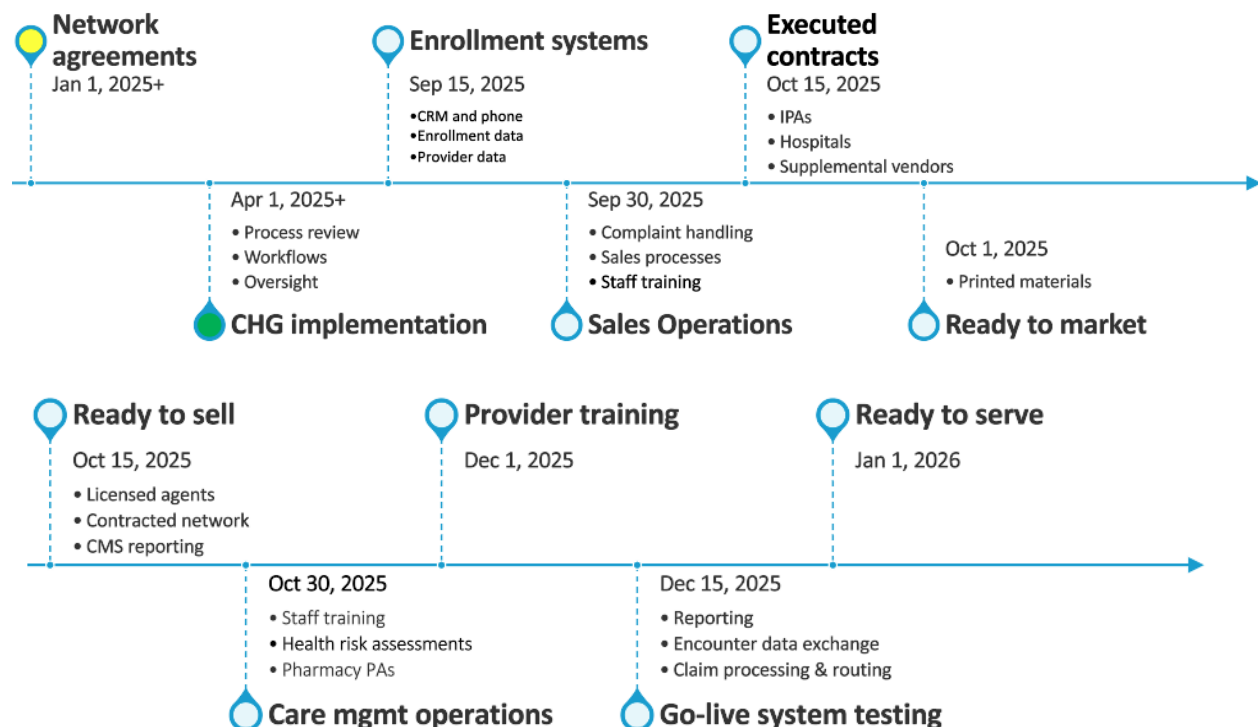
- **Implementation Progress & Activities.**
 - Executed CMS and Medi-Cal contract for Medi-Medi plan.
 - CHG implementation is **ON TRACK**.
- **Planned Activities for Next Month**
 - Sales and phone training and processes
 - Supplemental benefit contracting and implementation
 - Finalize IPA division of delegated responsibility and pre-delegated review
 - CMS system connectivity
 - Hire care coordinators - LVNs
- **Key Risks**
 - UCSD contract negotiation - expecting counter proposal within next 2 weeks
 - Direct network contracting
 - CMS secret shopper calls starting 10/15 – comprehensive CHPIV/CHG staff training

Metrics: Below is a high-level status report of critical implementation milestones.

Regulatory Readiness



Operational Readiness



Provider Network

Priorities: (1) Contract D-SNP network and (2) validate accuracy of Medi-Cal provider directory

Activities:

- **Provider Event, Aug 13:** The Provider Mixer on August 13 was a great event, bringing together over 20 local providers at the Cambria Hotel. It was a valuable opportunity to learn about Community Advantage Plus and meet the friendly CHPIV staff. The atmosphere at the Cambria Hotel was welcoming and professional, making it an ideal setting for building relationships and strengthening our provider network.
- Scheduling PCP lunch and learns for September

Metrics: Below is a summary of our direct network contracting activity.

	Sent Agreement	Executed LOA	In Credentialing	Executed Contract
Primary Care	9	9	58	
Specialist	14	14	26	
Behavioral Health	10	10	207*	
Ancillary	21	21	n/a	12
Hospital	4	2		

*153 are with Brain Health, a national telemental health company

Operations – Member & Provider Experience

Priorities:

1. Ensure compliant handling and tracking of online and in-person member inquiries.
2. Increase Medi-Cal mental health visits for depression and anxiety by 10% (CAC goal).

Staffing:

- Ariday is no longer with the organization; her replacement position has been posted.
- Denise Pasillas started on August 18, 2025 as the Community Liaison. She will:
 - Serve as the Community Advisory Committee (CAC) coordinator.
 - Advance the CAC goal of increasing Medi-Cal mental health visits.
 - Support internal communication needs.
 - Be the primary face of CHPIV at community events.

Activities:

- Monthly Joint Operating Committee (JOC) meetings with Health Net will begin in September. This will include production and review of new operational reporting, goal collaboration, regulatory reporting and delegated oversight.
- Validation of the non-specialty mental health provider directory has been completed:
 - Verified accuracy of in-county providers.
 - Unable to verify telehealth providers; contacted Health Net for verification support.
- Internal audit of urgent service availability has been completed: 5 out of 9 providers audited offer appointments within 24 hours

Sales & Marketing

Priorities: (1) D-SNP marketing materials, (2) Sales training and readiness

Team: Steve Levy, Elizabeth Torres, Jonathan Garcia and Edgar Montejano joined the CHPIV sales team this month.

Activities:

- Finalizing Medicare marketing materials – Marketing starts in 2 months on October 1, 2025.
- Developing and implementing sales processes
- Sales rep licensing & training!
- Expand social media messaging and reach



HUMAN RESOURCES REVIEW September 8, 2025

THE MONTH IN REVIEW

- 8 new hires (7 local!)
- 5 current open positions: Senior Compliance Advisor, Member Experience Coordinator, Care Coordinator (3)
- Rolled out new handbook
- Continued work on benefit enhancements for November open enrollment

HR NUMBERS AT A GLANCE (THROUGH SEPTEMBER 8, 2025)

Total number of employees	37
Local	25
Remote	11
Number of exits in 2025	4 (+1) <ul style="list-style-type: none"> - 1 involuntary - 1 not returning from leave - 2 personal reasons

EMPLOYEE HANDBOOK CHANGES FROM JULY COMMISSION MEETING

Topic	Change	Content	Page
Parking And Electric Vehicle Charging	New	Specifically prohibits charging electric vehicles.	Page 41
Employer-Sponsored Social Events	New	Reworded to continue to emphasize that the organization does not provide alcohol for employees, but if an employee chooses to consume alcohol, they must arrange for alternative transportation after the event	Page 29