



AGENDA

Finance Committee

May 6, 2026

11:00 a.m.

512 W. Aten Rd., Imperial, CA 92251

All supporting documentation is available for public review at <https://chpiv.org>

Microsoft Teams

[Join the meeting now](#)

Meeting ID: 265 712 356 749

Passcode: 9LJkjb

Commission Role	Member	Representing	Attendance
Committee Chair	Dr. Carlos Ramirez	CEO/Senior Consultant, DCRC	
Committee Co-Chair	Yvonne Bell	CEO, Innercare & CCIPA	
Member	Lee Hindman	Joint Chamber of Commerce (Public Representative)	
Member	Mayra Widmann	Deputy CEO-Budget Fiscal	
Member (Alternate)	Pablo Velez	CEO, El Centro Regional Medical Center	

1. CALL TO ORDER

Dr. Carlos Ramirez, Chair

A. Roll Call

Donna Ponce, Commission Clerk

B. Approval of Agenda

1. Items to be pulled or added from the Information/Action/Closed Session Calendar
2. Approval of the order of the agenda

2. PUBLIC COMMENT

Dr. Carlos Ramirez, Chair

Public Comment is limited to items NOT listed on the agenda. This is an opportunity for members of the public to address the Committee on any matter within the Committee's jurisdiction. Any action taken as a result of public comment shall be limited to the direction of staff. When addressing the Committee, state your name for the record prior to providing your comments. Please address the Committee as a whole, through the Chairperson. Individuals will be given three (3) minutes to address the board.

3. CONSENT CALENDAR

All items appearing on the consent calendar are recommended for approval and will be acted upon by one motion, without discussion. Should any Commissioner or other person express their preference to consider an item separately, that item will be addressed at a time as determined by the Chair.

A. Approval of Minutes from 3/4/2026...pg. 5-7

4. ACTION

A. Motion to recommend to the full Commission the acceptance of monthly financial reports as presented.

David Wilson, CFO

1. Executive Summary...pg. 9-10
2. Enrollment Report...pg. 11
3. Statement of Revenues, Expenses, and Changes in Net Position pg. 12
4. Product Profit & Loss Statement...pg. 13
5. Statement of Net Position...pg. 14
6. Summarized TNE Calculation...pg. 15
7. Cash Transaction Report...pg. 16-17

B. Motion to Approve the 2025 At-Risk Compensation Distribution per Policy (ADM 002) ...pg. 18

Larry Lewis, CEO

5. INFORMATION

No information items.

6. CLOSED SESSION

Pursuant to Welfare and Institutions Code § 14087.38 (n) Report involving Trade Secret new product discussion (estimated date of disclosure, 10/2026)

No closed session items.

7. RECONVENE OPEN SESSION

A. Report on actions taken in closed session.

8. COMMISSION REMARKS

Dr. Carlos Ramirez, Chair

9. ADJOURNMENT

Next meeting: June 3, 2026

Consent Agenda



MINUTES

Finance Committee

March 4, 2026

11:00 a.m.

512 W. Aten Rd., Imperial, CA 92251

All supporting documentation is available for public review at <https://chpiv.org>

Microsoft Teams

[Join the meeting now](#)

Meeting ID: 265 712 356 749

Passcode: 9LJkjb

Commission Role	Member	Representing	Attendance
Committee Chair	Dr. Carlos Ramirez	CEO/Senior Consultant, DCRC	Online
Committee Co-Chair	Yvonne Bell	CEO, Innercare & CCIPA	Online
Member	Lee Hindman	Joint Chamber of Commerce (Public Representative)	Online
Member	Mayra Widmann	Deputy CEO-Budget Fiscal	Absent
Member (Alternate)	Pablo Velez	CEO, El Centro Regional Medical Center	--

1. CALL TO ORDER

Dr. Carlos Ramirez, Chair

The meeting was called to order at 11:01 a.m. The meeting was held virtually via Microsoft Teams.

A. Roll Call

Donna Ponce, Commission Clerk

Roll call taken and quorum confirmed. Attendance is as shown.

B. Approval of Agenda

1. Items to be pulled or added from the Information/Action/Closed Session Calendar
2. Approval of the order of the agenda
(Hindman/Bell) To approve the order of the agenda. Motion carried.

2. PUBLIC COMMENT

Dr. Carlos Ramirez, Chair

Public Comment is limited to items NOT listed on the agenda. This is an opportunity for members of the public to address the Committee on any matter within the Committee's jurisdiction. Any action taken as a result of public comment shall be limited to the direction of staff. When addressing the Committee, state your name for the record prior to providing your comments. Please address the Committee as a whole, through the Chairperson. Individuals will be given three (3) minutes to address the board.

No public comment.

3. CONSENT CALENDAR

All items appearing on the consent calendar are recommended for approval and will be acted upon by one motion, without discussion. Should any Commissioner or other person express their preference to consider an item separately, that item will be addressed at a time as determined by the Chair.

A. Approval of Minutes from 2/4/2026...pg. 5-7

(Hindman/Bell) To approve the consent calendar. Motion carried.

4. ACTION

A. Motion to recommend to the full Commission the acceptance of monthly financial reports as presented.

David Wilson, CFO

(Bell/Hindman) To recommend to the full Commission acceptance of the monthly financial reports as presented. Motion carried.

1. Executive Summary...pg. 9-11
2. Enrollment Report...pg. 12
3. Statement of Revenues, Expenses, and Changes in Net Position...pg.13
4. Product Profit & Loss Statement...pg. 14
5. Statement of Net Position...pg. 15
6. Summarized TNE Calculation...pg. 16
7. Cash Transaction Report...pg. 17-18

5. INFORMATION

No information items.

6. CLOSED SESSION

Pursuant to Welfare and Institutions Code § 14087.38 (n) Report involving Trade Secret new product discussion (estimated date of disclosure, 10/2026)

No closed session items.

7. RECONVENE OPEN SESSION

A. Report on actions taken in closed session.

8. COMMISSION REMARKS

Dr. Carlos Ramirez, Chair

None.

9. ADJOURNMENT

Meeting was adjourned at 11:42 a.m.

Next meeting: April 8, 2026

Action Items



Financial Result

March 2026

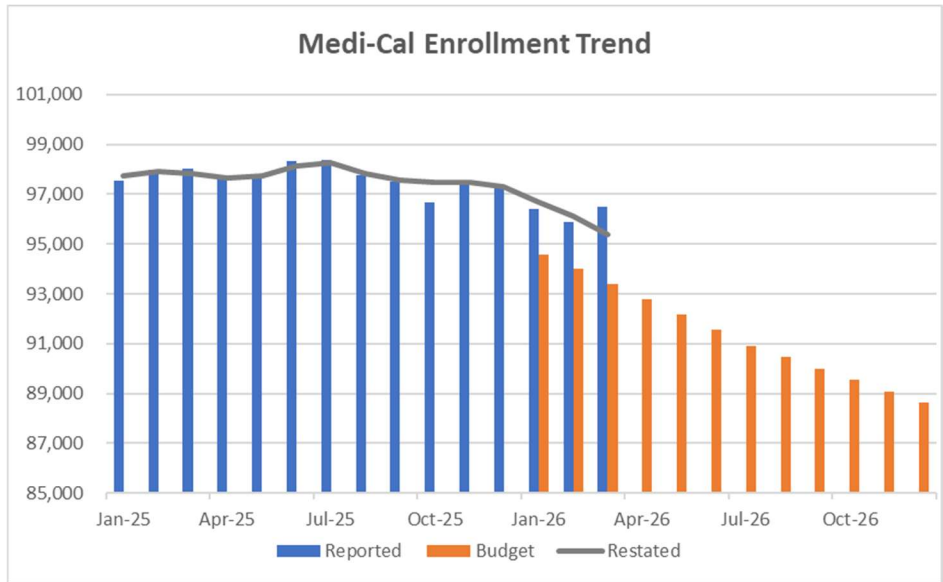
Executive Summary

Membership

March Medi-Cal reported membership increased by 615 for a total of 96.5K, most of which was due to favorable resated members for January and February effective months. Restated membership continues to show a downward slope consistent with the budget. Restated membership declines are largely concentrated in Adult and Adult Expansion categories.

Medicare membership for March was 275, 41% below forecast, driven by weaker-than-expected sales performance and elevated disenrollment.

The most recent membership reports (May effective) indicate steady growth, now at 408, but still far below forecast expectations.



Gross Margin

March gross margin was favorable to budget by \$33K or 21 bps of MLR, equally split between Medicare and Medi-Cal lines of business.

Medi-Cal

Membership Mix & Rate: Current month revenue rate variance was unfavorable to budget by (\$884K) due to delayed maternity kick payments, impacting gross margin by (\$20K).

Volume: Favorable membership contributed \$88K in excess revenue relative to the budget. Child, Adult, and Adult expansion populations favorability offset shortfalls in SPD and LTC.

Category of Aid (COA)*	Revenue (Current Month Reported)					
	Current	Budget	Variance	Prior Period	Vol	Rate
Child	\$ 4,276,871	\$ 4,205,382	\$ 71,489	\$ 44,882	\$ 144,890	\$ (73,401)
Adult	\$ 3,904,806	\$ 4,395,555	\$ (490,749)	\$ 98,408	\$ 69,693	\$ (560,443)
Adult Expansion	\$ 7,942,157	\$ 7,774,316	\$ 167,841	\$ 22,600	\$ 310,297	\$ (142,456)
SPD-LTC	\$ 4,647,569	\$ 4,894,356	\$ (246,786)	\$ 145,191	\$ (199,919)	\$ (46,867)
SPD-LTC Full Dual	\$ 6,478,310	\$ 6,787,264	\$ (308,953)	\$ 99,832	\$ (247,263)	\$ (61,690)
Total Medicaid	\$ 27,249,713	\$ 28,056,873	\$ (807,159)	\$ 410,914	\$ 77,698	\$ (884,857)

* Includes SPD Medicaid



Medicare

Medicare Gross Margin was favorable by \$17K driven by favorable FFS claims and pharmacy experience, partially offset by FFS claims. Volume accounted for (\$14K) of the margin variance offset by a favorable rate variance of \$31K.

DSNP average risk score for March membership remained consistent with prior months of 1.497. On average, terminations (leavers) have a 30.3% higher risk score than continuing members (stayers), eroding overall risk score. CHPIV continues to book a 1% accrual for mid-year risk adjustment, for a total of \$14.4K (Part C and D combined).

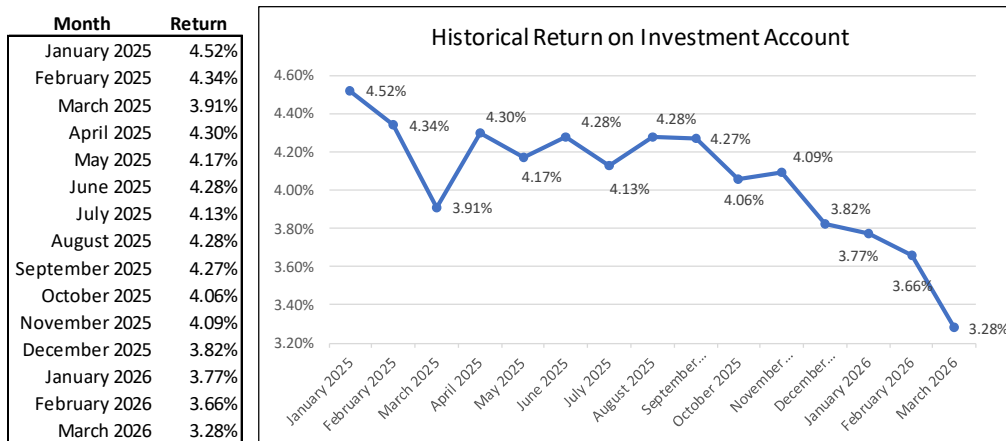
Administrative Expenses

Total administrative expenses were favorable to budget by \$100K, driven primarily by the timing of professional fees and contingency reserves. Advertising was slightly unfavorable due to a direct mail campaign and several new billboards throughout the county aimed at marketing DSNP to our existing Medi-Cal members. Preliminary results suggest the campaign has been successful.

There were no new committed expenditures above \$50,000.

Other

Investment income was favorable by \$33K in March due to higher portfolio balance, although interest rate pressure continues to minimize performance. On a YTD basis, Investment income is down (\$26K) relative to the budget.



Net Income

Overall, Change in Net Position for the month was \$152K, exceeding the budget by \$134K. On a YTD basis, CHPIV is ahead of Budget by \$293K.

Tangible Net Equity (TNE)

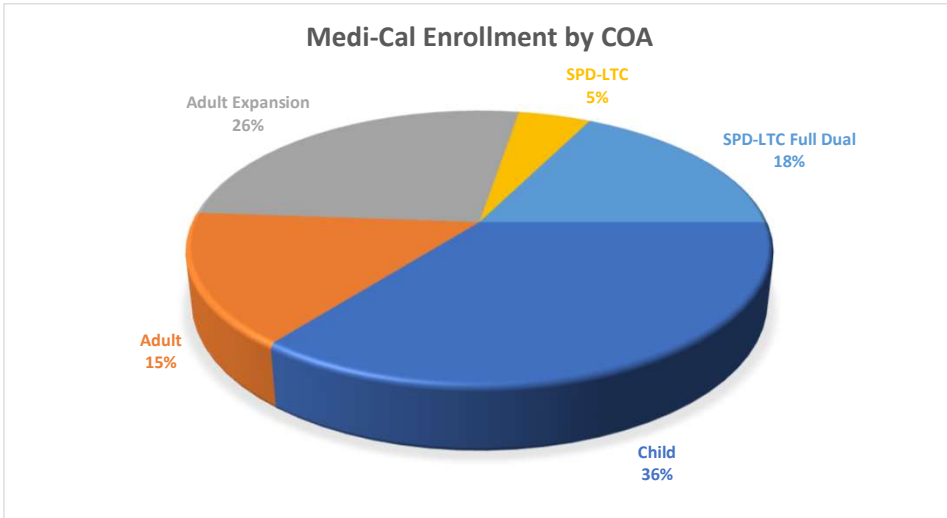
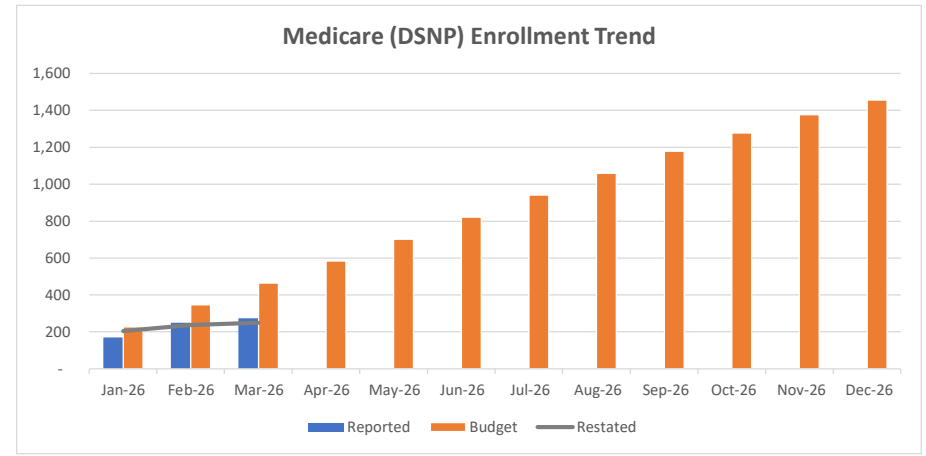
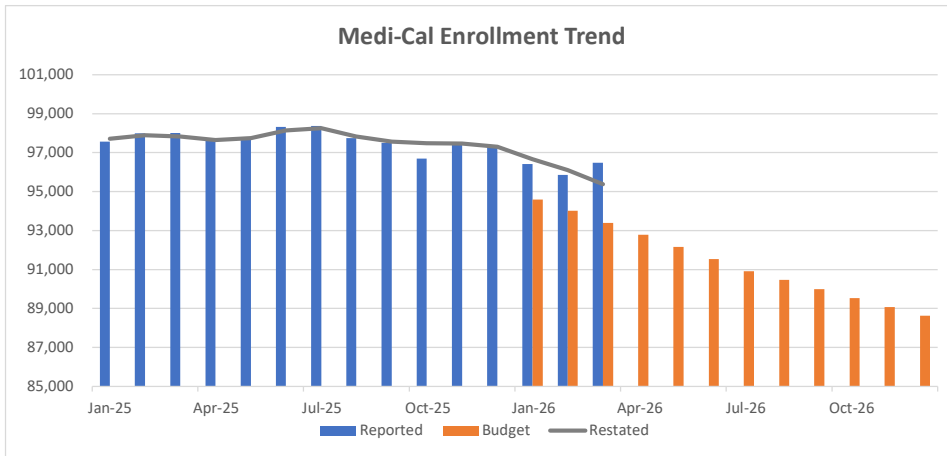
For the month of March, TNE totaled \$24.1M, representing 493% of the required \$4.9M. On a restated basis, TNE stands at 503% of the required levels.

2025

2026

Category of Aid (COA)*	2025				2026						March				March (YTD)				
	Q1	Q2	Q3	Q4	January	February	March	Q2	Q3	Q4	Actual		B/(W)		Actual		B/(W)		
														#	%			#	%
Child	35,139	35,129	34,728	34,555	34,315	34,126	34,434				34,434	32,943	1,491	5%	102,875	66,696	36,179	54%	
Adult	15,801	15,754	15,471	15,306	15,018	14,907	14,887				14,887	14,443	444	3%	44,812	29,242	15,570	53%	
Adult Expansion	25,995	26,028	25,808	25,988	25,528	25,423	25,493				25,493	24,403	1,090	4%	76,444	49,406	27,038	55%	
SPD-LTC	4,693	4,790	4,662	4,684	4,721	4,518	4,640				4,640	4,676	(36)	-1%	13,879	9,289	4,590	49%	
SPD-LTC Full Dual	16,381	16,614	16,823	16,835	16,835	16,891	17,026				17,026	17,403	(377)	-2%	50,752	34,554	16,198	47%	
Total Medicaid	98,009	98,315	97,492	97,368	96,417	95,865	96,480	-	-	-	96,480	93,868	2,612	3%	288,762	189,187	99,575	53%	
DSNP	-	-	-	-	169	249	275	-	-	-	275	465	(190)	-41%	693	573	120	21%	
Monthly/Quarterly Change		0.3%	-0.8%	-0.1%	-1.0%	-0.6%	-0.9%				-0.9%	-3.6%			-0.9%	-3.6%			

* Source: DHCS 820 Remittance summary; includes retroactivity



Medi-Cal Enrollment Trend (Restated)						
	Dec-25	Jan-26	Feb-26	Mar-26	MoM Δ	% Δ
SIS						
Child	33,924	33,764	33,610	33,344	(266)	-0.8%
Adult	14,230	14,071	13,924	13,704	(220)	-1.6%
Adult Expansion	24,535	24,266	24,124	23,973	(151)	-0.6%
SPD-LTC	4,405	4,358	4,311	4,301	(10)	-0.2%
SPD-LTC Full Dual	16,256	16,322	16,266	16,193	(73)	-0.4%
Total SIS	93,350	92,781	92,235	91,515	(720)	-0.8%
% of Total	95.9%	96.0%	96.0%	95.9%		
UIS						
Child	683	688	710	734	24	3.4%
Adult	1,035	1,013	1,000	968	(32)	-3.2%
Adult Expansion	1,484	1,435	1,416	1,404	(12)	-0.8%
SPD-LTC	198	193	186	184	(2)	-1.1%
SPD-LTC Full Dual	548	560	566	576	10	1.8%
Total UIS	3,948	3,889	3,878	3,866	(12)	-0.3%
% of Total	4.1%	4.0%	4.0%	4.1%		
Total	97,298	96,670	96,113	95,381	(732)	-0.8%



Community Health Plan of Imperial Valley
Statement of Revenues, Expenses, and Changes in Net Position
For March 2026

	March			March (YTD)			Current Month Explanations
	Actual	Budget	Variance - B/(W)	Actual	Budget	Variance - B/(W)	
REVENUE							
Medicaid Revenue	\$ 27,660,627	\$ 28,056,873	\$ (396,245)	\$ 113,569,361	\$ 84,409,342	\$ 29,160,020	- Medi-Cal due to delayed maternity kick payments
Medicare Revenue	\$ 566,372	\$ 1,011,334	\$ (444,963)	\$ 1,521,405	\$ 2,259,799	\$ (738,394)	- Medicare unfavorable on sales volume
Investment & Interest Income	\$ 156,231	\$ 122,735	\$ 33,497	\$ 341,064	\$ 367,038	\$ (25,974)	- Favorable due to elevated cash balances for February pass through payments
TOTAL REVENUE	\$ 28,383,230	\$ 29,190,942	\$ (807,711)	\$ 115,431,830	\$ 87,036,179	\$ 28,395,651	
HEALTH CARE COSTS							
Global Capitation	\$ 26,739,049	\$ 27,048,979	\$ 309,931	\$ 110,806,873	\$ 81,512,326	\$ (29,294,547)	
Shared Risk Capitation	\$ 163,672	\$ 261,948	\$ 98,276	\$ 406,270	\$ 589,958	\$ 183,688	
FFS Claims	\$ 322,759	\$ 581,277	\$ 258,517	\$ 866,063	\$ 1,233,933	\$ 367,871	- Includes \$2716K for IBNR, PAD, and LAE
Pharmacy (Net)	\$ 78,419	\$ 287,147	\$ 208,728	\$ 221,612	\$ 610,814	\$ 389,202	(PAD - Provision for Adverse Deviation; LAE - Loss Adjustment Expense)
All Other	\$ 83,272	\$ 48,682	\$ (34,590)	\$ 143,683	\$ 116,624	\$ (27,059)	- Unfavorable due to timing of supplemental benefit payments
HEALTH CARE COSTS	\$ 27,387,171	\$ 28,228,033	\$ 840,862	\$ 112,444,501	\$ 84,063,656	\$ (28,380,845)	
Gross Margin	\$ 996,059	\$ 962,908	\$ 33,151	\$ 2,987,329	\$ 2,972,523	\$ 14,806	
ADMINISTRATIVE EXPENSE							
Salaries & Wages	\$ 500,870	\$ 516,288	\$ 15,417	\$ 1,519,504	\$ 1,559,595	\$ 40,091	
Benefits Expense	\$ 56,581	\$ 45,462	\$ (11,119)	\$ 156,562	\$ 136,317	\$ (20,245)	
Other Labor Expense	\$ 1,487	\$ 1,918	\$ 430	\$ 5,501	\$ 5,608	\$ 106	
Total Labor Costs	\$ 558,938	\$ 563,667	\$ 4,729	\$ 1,681,567	\$ 1,701,520	\$ 19,953	
Consulting, Legal, & Other Professional	\$ 24,374	\$ 90,551	\$ 66,177	\$ 148,804	\$ 316,126	\$ 167,322	- Timing of operational consulting fees and unused contingency
Outside Services	\$ 43,860	\$ 46,285	\$ 2,424	\$ 141,004	\$ 142,854	\$ 1,849	
MSO Fees	\$ 117,739	\$ 131,000	\$ 13,262	\$ 353,216	\$ 393,000	\$ 39,785	- Favorable due to unused contingency
Advertising & Marketing	\$ 11,750	\$ 5,000	\$ (6,750)	\$ 21,128	\$ 27,000	\$ 5,872	
Information Technology	\$ 6,168	\$ 6,606	\$ 439	\$ 21,617	\$ 22,837	\$ 1,220	
Membership and Subscriptions	\$ 11,169	\$ 11,344	\$ 175	\$ 33,653	\$ 36,207	\$ 2,554	
Regulatory Fees	\$ 25,408	\$ 23,949	\$ (1,459)	\$ 76,768	\$ 71,847	\$ (4,921)	
Travel	\$ 5,548	\$ 14,050	\$ 8,502	\$ 13,846	\$ 35,200	\$ 21,355	
Occupancy & Facility	\$ 7,005	\$ 10,110	\$ 3,105	\$ 15,420	\$ 34,847	\$ 19,426	
Office Expense	\$ 6,767	\$ 9,647	\$ 2,879	\$ 15,938	\$ 20,539	\$ 4,601	
Other Admin	\$ 15,692	\$ 22,708	\$ 7,016	\$ 48,626	\$ 47,538	\$ (1,088)	
Total Administrative Expense	\$ 834,418	\$ 934,916	\$ 100,499	\$ 2,571,588	\$ 2,849,515	\$ 277,927	
Non-Operating Income/(Expense)							
Rental Income	\$ 1,538	\$ 1,494	\$ (45)	\$ 4,615	\$ 4,481	\$ (134)	
Depreciation & Amortization	\$ (11,222)	\$ (11,350)	\$ 128	\$ (33,573)	\$ (34,050)	\$ 477	
Change in Net Position	\$ 151,958	\$ 18,136	\$ 133,822	\$ 386,783	\$ 93,438	\$ 293,345	
Key Metrics							
Enrollment	96,480	93,868	2,612	288,762	283,055	5,707	
Medicaid Revenue PMPM	\$ 287.52	\$ 300.39	\$ (12.87)	\$ 394.24	\$ 299.31	\$ 94.93	
Medicare Revenue PMPM	\$ 2,059.53	\$ 2,174.91	\$ (115.38)	\$ 2,195.39	\$ 2,177.07	\$ 18.32	
MLR (Medicaid)	97.1%	97.1%	(3) bps	97.9%	97.1%	(77) bps	
MLR (Medicare)	92.9%	97.5%	466 bps	87.9%	94.0%	607 bps	
Admin Ratio	2.9%	3.2%	26 bps	2.2%	3.3%	105 bps	
FTEs	42	45	3	126	135	9	
Net Income PMPM	\$1.58	\$0.19	\$1.38	\$1.34	\$0.33	\$1.01	
Net Income %	0.5%	0.1%	47 bps	0.3%	0.1%	23 bps	



Community Health Plan of Imperial Valley
Product P&L
For March 2026

	March											
	Medi-Cal				Medicare				Consolidated			
	Actual	Budget	Variance B/(W)	% Var	Actual	Budget	Variance B/(W)	% Var	Actual	Budget	Variance B/(W)	% Var
REVENUE												
Medi-Cal												
Premium	\$ 27,217,160	\$ 27,614,833	\$ (397,674)	-1.4%	\$ 105,064	\$ 179,448	\$ (74,384)	-41.5%	\$ 27,322,224	\$ 27,794,282	\$ (472,058)	-1.7%
Pass-Through	\$ 338,404	\$ 262,591	\$ 75,813	28.9%	\$ -	\$ -	\$ -	N/A	\$ 338,404	\$ 262,591	\$ 75,813	28.9%
Medicare												
Part C Revenue					\$ 456,236	\$ 811,906	\$ (355,670)	-43.8%	\$ 456,236	\$ 811,906	\$ (355,670)	-43.8%
Part D Revenue					\$ 104,736	\$ 193,848	\$ (89,113)	-46.0%	\$ 104,736	\$ 193,848	\$ (89,113)	-46.0%
Other Medicare Revenue					\$ 5,400	\$ 5,580	\$ (180)	-3.2%	\$ 5,400	\$ 5,580	\$ (180)	-3.2%
Other Revenue	\$ 152,504	\$ 117,735	\$ 34,770	29.5%	\$ 3,727	\$ 5,000	\$ (1,273)	-25.5%	\$ 156,231	\$ 122,735	\$ 33,497	27.3%
TOTAL OPERATING REVENUE	\$ 27,708,068	\$ 27,995,159	\$ (287,091)	-1.0%	\$ 675,162	\$ 1,195,783	\$ (520,620)	-43.5%	\$ 28,383,230	\$ 29,190,942	\$ (807,711)	-2.8%
HEALTHCARE COSTS												
Medicaid Capitation	\$ 26,400,645	\$ 26,786,388	\$ 385,743	1.4%					\$ 26,400,645	\$ 26,786,388	\$ 385,743	1.4%
Medicaid Pass-Through	\$ 338,404	\$ 262,591	\$ (75,813)	-28.9%					\$ 338,404	\$ 262,591	\$ (75,813)	-28.9%
Total Medicaid	\$ 26,739,049	\$ 27,048,979	\$ 309,931	1.1%					\$ 26,739,049	\$ 27,048,979	\$ 309,931	1.1%
PCP Capitation					\$ 163,672	\$ 261,948	\$ 98,276	37.5%	\$ 163,672	\$ 261,948	\$ 98,276	37.5%
Inpatient					\$ 16,293	\$ 197,791	\$ 181,498	91.8%	\$ 16,293	\$ 197,791	\$ 181,498	91.8%
Outpatient					\$ 25,715	\$ 71,925	\$ 46,210	64.2%	\$ 25,715	\$ 71,925	\$ 46,210	64.2%
Other FFS					\$ 10,124	\$ 311,560	\$ 301,437	96.8%	\$ 10,124	\$ 311,560	\$ 301,437	96.8%
IBNR					\$ 270,628	\$ -	\$ (270,628)	N/A	\$ 270,628	\$ -	\$ (270,628)	N/A
Total FFS					\$ 322,759	\$ 581,277	\$ 258,517	44.5%	\$ 322,759	\$ 581,277	\$ 258,517	44.5%
Pharmacy (Gross)					\$ 136,575	\$ -	\$ (136,575)	N/A	\$ 136,575	\$ -	\$ (136,575)	N/A
Federal Reinsurance					\$ (11,691)	\$ -	\$ 11,691	N/A	\$ (11,691)	\$ -	\$ 11,691	N/A
LICS					\$ (29,881)	\$ -	\$ 29,881	N/A	\$ (29,881)	\$ -	\$ 29,881	N/A
Other CMS Offsets					\$ (24,883)	\$ -	\$ 24,883	N/A	\$ (24,883)	\$ -	\$ 24,883	N/A
OTC					\$ 684	\$ 19,075	\$ 18,391	96.4%	\$ 684	\$ 19,075	\$ 18,391	96.4%
Other Pharmacy					\$ 7,615	\$ 268,072	\$ 260,457	97.2%	\$ 7,615	\$ 268,072	\$ 260,457	97.2%
Total Pharmacy					\$ 78,419	\$ 287,147	\$ 208,728	72.7%	\$ 78,419	\$ 287,147	\$ 208,728	72.7%
Other Supplemental Reinsurance (Net)					\$ 50,650	\$ 25,369	\$ (25,282)	-99.7%	\$ 50,650	\$ 25,369	\$ (25,282)	-99.7%
Community Reinvestment	\$ 24,552	\$ 17,707	\$ (6,845)	-38.7%	\$ 6,904	\$ 5,606	\$ (1,298)	-23.2%	\$ 6,904	\$ 5,606	\$ (1,298)	-23.2%
TOTAL HEALTHCARE COSTS	\$ 26,763,601	\$ 27,066,687	\$ 303,086	1.1%	\$ 623,570	\$ 1,161,347	\$ 537,776	46.3%	\$ 27,387,171	\$ 28,228,033	\$ 840,862	3.0%
Gross Margin	\$ 944,467	\$ 928,472	\$ 15,995	1.7%	\$ 51,592	\$ 34,436	\$ 17,156	49.8%	\$ 996,059	\$ 962,908	\$ 33,151	3.4%
Total Administrative Expense	\$ 468,567	\$ 496,918	\$ 28,352	5.7%	\$ 365,851	\$ 437,998	\$ 72,147	16.5%	\$ 834,418	\$ 934,916	\$ 100,499	10.7%
Non-Operating Income/(Expense)												
Rental Income	\$ 1,538	\$ 1,494	\$ 45	3.0%	\$ -	\$ -	\$ -	N/A	\$ 1,538	\$ 1,494	\$ 45	3.0%
Depreciation & Amortization	\$ (10,954)	\$ (11,294)	\$ 339	-3.0%	\$ (268)	\$ (56)	\$ (212)	376.8%	\$ (11,222)	\$ (11,350)	\$ 128	-1.1%
Change in Net Position	\$ 466,485	\$ 421,754	\$ 44,731	10.6%	\$ (314,527)	\$ (403,618)	\$ 89,091	-22.1%	\$ 151,958	\$ 18,136	\$ 133,822	737.9%
Key Metrics												
Enrollment	96,205	93,403	2,802	3.0%	275	465	(190)	-40.9%	96,480	93,868	2,612	2.8%
Revenue PMPM	\$288.01	\$299.72	(\$11.71)	-3.9%	\$2,455.14	\$2,571.58	(\$116.44)	-4.5%	\$294.19	\$310.98	(\$16.79)	-5.4%
MLR	96.59%	96.68%	9 bps		92.36%	97.12%	476 bps		96.49%	96.70%	21 bps	
Admin Ratio	1.7%	1.8%	8 bps		54.2%	36.6%	-1756 bps		2.9%	3.2%	26 bps	
Net Income PMPM	\$4.85	\$4.52	\$0.33	7.4%	(\$1,143.73)	(\$868.00)	(\$275.74)	31.8%	\$1.58	\$0.19	\$1.38	715.2%
Net Income %	1.7%	1.5%	18 bps		-46.6%	-33.8%	-1283 bps		0.5%	0.1%	47 bps	
Gross Margin Vol Variance			\$ 27,853				\$ (14,071)				\$ 26,794	
Gross Margin Rate Variance			\$ (11,858)		13		\$ 31,227				\$ 6,357	



Community Health Plan of Imperial Valley
Statement of Net Position
March 2026

	February 2026	March 2026	Change
ASSETS			
Current Assets			
Cash and Investments			
Chase - Checking (Primary & DSNP)	\$ 4,206,622	\$ 3,680,405	\$ (526,217)
JPMorgan Securities	\$ 16,621,692	\$ 17,144,173	\$ 522,482
First Foundation Bank	\$ 142,177	\$ 142,177	\$ -
Receivables			
Accounts Receivable	\$ 99	\$ 99	\$ -
Dividend & Interest Receivable	\$ 88,279	\$ 155,603	\$ 67,325
Capitation Receivable	\$ 30,136,037	\$ 27,322,224	\$ (2,813,813)
Pass-Through Receivable	\$ 29,419,192	\$ 339,194	\$ (29,079,998)
Medicare Receivables	\$ 102,968	\$ 118,987	\$ 16,019
Other Current Assets			
Prepaid Admin	\$ 469,191	\$ 375,055	\$ (94,136)
Prepaid Commissions	\$ 25,044	\$ 29,349	\$ 4,305
Prepaid Medical	\$ 102,800	\$ 42,001	\$ (60,799)
Total Current Assets	\$ 81,314,101	\$ 49,349,267	\$ (31,964,834)
Noncurrent Assets			
Restricted Deposit			
First Foundation Bank - Restricted	\$ 300,000	\$ 300,000	\$ -
Capital Assets			
Buildings - Net	\$ 2,830,237	\$ 2,829,290	\$ (947)
Computer Equipment / Software - Net	\$ 5,378	\$ 5,210	\$ (168)
Improvements - Net	\$ 192,245	\$ 191,270	\$ (975)
Intangible Assets	\$ 51,457	\$ 50,206	\$ (1,250)
Operating ROU Asset (Copier) - Net	\$ 10,134	\$ 2,252	\$ (7,882)
Total Noncurrent Assets	\$ 3,389,451	\$ 3,378,228	\$ (11,222)
Total Assets	\$ 84,703,552	\$ 52,727,495	\$ (31,976,057)
LIABILITIES			
Current Liabilities			
Payables			
Accounts Payable	\$ 132,428	\$ 73,409	\$ (59,019)
Capitation Payable	\$ 58,559,250	\$ 26,739,839	\$ (31,819,411)
IBNR	\$ 494,643	\$ 765,271	\$ 270,628
Medicare Payables	\$ 56,411	\$ 74,651	\$ 18,240
Community Reinvestment Reserve	\$ 40,128	\$ 64,074	\$ 23,947
Credit Card Payable	\$ 16,418	\$ 19,138	\$ 2,719
Other Current Liabilities			
Unearned Revenue	\$ 635,048	\$ 0	\$ (635,048)
Short Term Lease Liability - Copier	\$ 2,692	\$ 2,398	\$ (294)
Bonus Accrual	\$ 249,301	\$ 268,245	\$ 18,944
Salaries Accrual	\$ 269,450	\$ 319,335	\$ 49,886
Vacation Accrual	\$ 254,709	\$ 254,364	\$ (345)
Total Current Liabilities	\$ 60,710,478	\$ 28,580,724	\$ (32,129,754)
Total Liabilities	\$ 60,710,478	\$ 28,580,724	\$ (32,129,754)
NET POSITION			
Net investments in Capital Assets	\$ 3,089,451	\$ 3,078,228	\$ (11,222)
Restricted by Legislative Authority	\$ 300,000	\$ 300,000	\$ -
Unrestricted	\$ 20,368,797	\$ 20,380,020	\$ 11,222
YTD Net Revenue	\$ 234,825	\$ 386,783	\$ 151,958
Total Net Position	\$ 23,993,073	\$ 24,145,031	\$ 151,958
Total Liabilities and Net Position	\$ 84,703,552	\$ 52,725,755	\$ (31,977,797)



Community Health Plan of Imperial Valley
Summarized Tangible Net Equity Calculation
As of March 2026

Net Equity	\$	24,145,031
Add: Subordinated Debt and Accrued Subordinated Interest	\$	0
Less: Report 1, Column B, Line 27 including: Unsecured Receivables from officers, directors, and affiliates; Intangibles	\$	0
Tangible Net Equity (TNE)	\$	24,145,031
Required Tangible Net Equity *	\$	4,901,750
TNE Excess (Deficiency)	\$	19,243,280

Full Service Plan		
		1
A. Minimum TNE Requirement	\$	1,000,000
B. REVENUES:		
2% of the first \$150 million of annualized premium revenues (lines 1, 2, 4, 5, 7, 9 from Income Statement)	\$	3,000,000
Plus		
1% of annualized premium revenues in excess of \$150 million	\$	1,901,750
Total	\$	4,901,750

* Calculated Required Tangible Net Equity	
\$ 85,043,755	- March
\$ 340,175,021	- Annualized
<div style="border-left: 1px solid red; border-right: 1px solid red; height: 100px; margin: 0 auto;"></div>	
\$ 150,000,000	←
x 2%	
\$ 3,000,000	
<div style="border-left: 1px solid red; border-right: 1px solid red; height: 100px; margin: 0 auto;"></div>	
\$ 190,175,021	←
x 1%	
\$ 1,901,750	
\$ 4,901,750	- Required TNE

Community Health Plan of Imperial Valley
 March 2026 Cash Transactions

Date	Account	Vendor	Memo/Description	Amount
Chase Primary Checking				
3/2/2026	Chase Checking	Oracle America, Inc.	Multiple invoices	\$ (15,786.44)
3/3/2026	Chase Checking	Imperial Desert Landscape	Inv 1069	\$ (250.00)
3/6/2026	Chase Checking	Rippling	[Rippling] Employee garnishments paid via Rippling for check date 03/06/2026	\$ (891.92)
3/6/2026	Chase Checking	Imperial Irrigation District	Inv Feb2026-- bill.com Check Number: 80827440	\$ (1,150.08)
3/6/2026	Chase Checking	Rippling	[Rippling] Payroll taxes paid via Rippling for check date 03/06/2026	\$ (70,300.10)
3/6/2026	Chase Checking	Rippling	[Rippling] Employee net pay paid by direct deposits for check date 03/06/2026	\$ (130,752.49)
3/7/2026	Chase Checking	JPMorgan Chase	February 2026 Dividend Income	\$ 7,312.19
3/7/2026	Chase Checking	Rippling	People Center	\$ (10.00)
3/7/2026	Chase Checking	Rippling	Employee Reimbursement - E. Torres, S. Levy and K. Maldonado	\$ (403.39)
3/7/2026	Chase Checking	Rippling	Employee Reimbursement - M. Ramirez , B. Castro, N. Mendivel	\$ (518.99)
3/7/2026	Chase Checking	JPMorgan Chase	Service Charges Investment Sweep - February	\$ (577.62)
3/7/2026	Chase Checking	UNUM	UNUM Invoice 03/01/26 - 03/31/26	\$ (870.70)
3/7/2026	Chase Checking	Rippling	Replenish Rippling - FSA	\$ (1,218.84)
3/7/2026	Chase Checking	JPMorgan Chase	Credit Card Payment	\$ (16,418.23)
3/7/2026	Chase Checking	Blue Shield of California	Blue Shield Insurance	\$ (36,560.72)
3/9/2026	Chase Checking	Stericycle, Inc.	Inv 8013474820-- bill.com Check Number: 80836191	\$ (111.44)
3/9/2026	Chase Checking	Quench USA	Inv INV10315922	\$ (129.30)
3/9/2026	Chase Checking	MAK Solutions	Inv CHP1V-07	\$ (6,500.00)
3/9/2026	Chase Checking	Zamosky Communication	Inv 0000062	\$ (8,000.00)
3/11/2026	Chase Checking	Brawley Rotary Club	Inv February 2026 Statement-- bill.com Check Number: 80846642	\$ (60.00)
3/11/2026	Chase Checking	Rincon Broadcasting Yuma Operations	Inv 760626-- bill.com Check Number: 80845982	\$ (2,000.00)
3/11/2026	Chase Checking	Bye Bye Pigeons Inc.	Inv 1373	\$ (2,801.50)
3/11/2026	Chase Checking	Manifest MedEx	Inv INV-3536	\$ (24,342.00)
3/14/2026	Chase Checking	Department of Health Care Services	3/12/26 - Receipt - DHCS (February 2026 Revenue)	\$ 54,183,544.35
3/14/2026	Chase Checking	Department of Health Care Services	3/12/26 - Receipt - DHCS (February 2026 Revenue)	\$ 3,922,514.28
3/14/2026	Chase Checking	Department of Health Care Services	3/12/26 - Receipt - DHCS (February 2026 Revenue)	\$ 1,385,315.79
3/14/2026	Chase Checking	Department of Health Care Services	3/12/26 - Receipt - DHCS (February 2026 Revenue)	\$ 54,998.96
3/14/2026	Chase Checking	Department of Health Care Services	3/12/26 - Receipt - DHCS (February 2026 Revenue)	\$ 6,170.25
3/14/2026	Chase Checking	Department of Health Care Services	3/12/26 - Receipt - DHCS (February 2026 Revenue)	\$ 1,882.76
3/14/2026	Chase Checking	Department of Health Care Services	3/12/26 - Receipt - DHCS (February 2026 Revenue)	\$ 12.66
3/14/2026	Chase Checking	Rippling	Replenishing Rippling	\$ (316.50)
3/14/2026	Chase Checking	Rippling	Employee Reimbursement - J. Hutchins	\$ (1,007.71)
3/14/2026	Chase Checking	Rippling	Employee Reimbursement - S. Long	\$ (1,733.76)
3/14/2026	Chase Checking	Voya	Payroll Date: 03/06/26 Retirement Contribution	\$ (14,004.30)
3/17/2026	Chase Checking	Xochitl Fausto	Inv February 2026 Statement-- bill.com Check Number: 80866954	\$ (100.00)
3/17/2026	Chase Checking	Bushra Ahmad	Inv February 2026 Statement	\$ (100.00)
3/17/2026	Chase Checking	Pablo Velez	Inv February 2026 Statement-- bill.com Check Number: 80867349	\$ (100.00)
3/17/2026	Chase Checking	Shalom Events Professionals	Inv INV 03172026-- bill.com Check Number: 80867851	\$ (142.00)
3/17/2026	Chase Checking	Allan Wu	Inv February 2026 Statement-- bill.com Check Number: 80867833	\$ (200.00)
3/17/2026	Chase Checking	Kaz-Bros Design Shop	Inv 14860-- bill.com Check Number: 80867166	\$ (217.48)
3/17/2026	Chase Checking	Lee Hindman	Inv February 2026 Statement	\$ (300.00)
3/17/2026	Chase Checking	Carlos Ramirez	Inv February 2026 Statement	\$ (400.00)
3/17/2026	Chase Checking	Hutchinson and Bloodgood LLP	Inv 156700-- bill.com Check Number: 80867298	\$ (1,375.00)
3/17/2026	Chase Checking	Rincon Broadcasting Yuma Operations	Inv NYMA 760647-- bill.com Check Number: 80867235	\$ (2,000.00)
3/17/2026	Chase Checking	Epstein Becker & Green, P.C.	Multiple inv. (details on stub)	\$ (2,956.50)
3/17/2026	Chase Checking	Wakely consulting Group	Multiple invoices	\$ (18,011.25)
3/17/2026	Chase Checking	Baker Tilly US, LLP	Inv 102863391-- bill.com Check Number: 80867551	\$ (29,400.00)
3/18/2026	Chase Checking	CAP Council	Inv INV3172026-- bill.com Check Number: 80872409	\$ (20.00)
3/18/2026	Chase Checking	Great America Financial Services	Inv 41297595	\$ (306.01)
3/18/2026	Chase Checking	Community Health Group	Inv INV03172026	\$ (90,000.00)
3/19/2026	Chase Checking	City of Imperial	Acct 80683 - Inv 1514802-- bill.com Check Number: 80875256	\$ (201.79)
3/20/2026	Chase Checking	Rippling	[Rippling] Payroll taxes paid via Rippling for check date 03/20/2026	\$ (303.48)
3/20/2026	Chase Checking	Rippling	[Rippling] Employee garnishments paid via Rippling for check date 03/20/2026	\$ (891.92)
3/20/2026	Chase Checking	Law Office of William S. Smerdon	Inv 2938	\$ (1,375.00)
3/20/2026	Chase Checking	Rippling	[Rippling] Employee net pay paid by direct deposits for check date 03/20/2026	\$ (1,486.57)
3/20/2026	Chase Checking	Professional Office Services, Inc.	Inv 003835161-- bill.com Check Number: 80881849	\$ (3,716.34)
3/20/2026	Chase Checking	Rippling	[Rippling] Payroll taxes paid via Rippling for check date 03/20/2026	\$ (70,248.69)
3/20/2026	Chase Checking	Rippling	[Rippling] Employee net pay paid by direct deposits for check date 03/20/2026	\$ (131,352.84)
3/21/2026	Chase Checking	Mid Atlantic Trust Company	P. Carpio - Loan Repayment - Mid Atlantic	\$ (84.16)
3/21/2026	Chase Checking	Rippling	Employee Reimbursement - S. Levy, B. Castro, I. Aguirre, and K. Maldonado	\$ (157.95)
3/21/2026	Chase Checking	JPMorgan Chase	Account Analysis Settlement Charge	\$ (552.24)
3/21/2026	Chase Checking	Rippling	Replenishing Rippling FSA	\$ (1,536.24)
3/23/2026	Chase Checking	Employers Preferred Ins. Co.	Inv INV03172026-- bill.com Check Number: 80887985	\$ (63.00)
3/23/2026	Chase Checking	Department of Managed Health Care	Inv 25-10378-- bill.com Check Number: 80887958	\$ (68.33)
3/23/2026	Chase Checking	AM Copiers Inc.	Inv IN9421	\$ (627.66)
3/23/2026	Chase Checking	Sparkling Clean	Inv MARCH2026	\$ (900.00)
3/23/2026	Chase Checking	Inerglo Creative	Inv INV-00685	\$ (3,000.00)
3/25/2026	Chase Checking	Rippling	[Rippling] Payroll taxes paid via Rippling for check date 03/25/2026	\$ (3,352.61)
3/27/2026	Chase Checking	Rippling	[Rippling] Payroll taxes paid via Rippling for check date 03/27/2026	\$ (3,391.14)
3/27/2026	Chase Checking	Rippling	[Rippling] Employee net pay paid by direct deposits for check date 03/27/2026	\$ (5,964.04)
3/31/2026	Chase Checking	Health Net	Rental Income - March 2026	\$ 1,538.31
3/31/2026	Chase Checking	JPMorgan Chase	FCNB Procurement	\$ 297.93
3/31/2026	Chase Checking	Mid Atlantic Trust Company	P. Cario Loan Repayment - Mid-Altantic Payment	\$ 42.08
3/31/2026	Chase Checking	Rippling	Employee Reimbursement - D. Ponce	\$ (36.99)
3/31/2026	Chase Checking	Rippling	Employee Reimbursement - L. Lewis and D. Ponce	\$ (242.13)
3/31/2026	Chase Checking	Rippling	Employee Reimbursement - S. Castro - Member Services expense	\$ (400.00)
3/31/2026	Chase Checking	Rippling	Replenishing Rippling	\$ (453.81)
3/31/2026	Chase Checking	Rippling	Employee Reimbursement - J. Hutchins, D. Ponce and N. Mendivel	\$ (933.19)
3/31/2026	Chase Checking	State Compensation Insurance Fund	Workers Compensation Payment	\$ (1,530.33)
3/31/2026	Chase Checking	Voya	Payroll Date: 03/20/26 Retirement Contribution	\$ (14,080.30)

Chase Checking - DSNP

3/2/2026	Chase Checking - DSNP Community Health Group	Inv Feb2026	\$ (3,740.88)
3/6/2026	Chase Checking - DSNP Community Health Group	Inv 2026-07	\$ (19,541.23)
3/11/2026	Chase Checking - DSNP Community Health Group	Inv 32884599	\$ (34,160.64)
3/13/2026	Chase Checking - DSNP Primary Healthcare Medical Group IPA, Inc.	Inv MAR2026	\$ (45,203.40)
3/13/2026	Chase Checking - DSNP Community Care IPA, Inc.	Inv MAR2026-- bill.com Check Number: 80856317	\$ (13,045.60)
3/13/2026	Chase Checking - DSNP Premier Patient Care IPA, INC.	Inv MAR2026	\$ (102,864.98)
3/13/2026	Chase Checking - DSNP Imperial County Physicians Medical Group, Inc.	Inv MAR2026-- bill.com Check Number: 80856395	\$ (2,557.91)
3/13/2026	Chase Checking - DSNP Community Health Group	Inv 2026-08	\$ (5,035.44)
3/17/2026	Chase Checking - DSNP Community Health Group	Inv Mar2026	\$ (39.00)
3/17/2026	Chase Checking - DSNP Community Health Group	Inv 32904657	\$ (47,272.68)
3/17/2026	Chase Checking - DSNP Community Health Group	Inv 2026-09	\$ (1,029.34)
3/20/2026	Chase Checking - DSNP Nations Benefits, LLC	Inv INV237330	\$ (595.93)
3/23/2026	Chase Checking - DSNP Community Health Group	Inv 32932623	\$ (30,058.88)
3/23/2026	Chase Checking - DSNP RSC Insurance Brokerage, Inc.	Inv INV 032326	\$ (6,904.17)
3/27/2026	Chase Checking - DSNP Community Health Group	Inv MAR 2026 Claims Run 4	\$ (16,349.31)
3/27/2026	Chase Checking - DSNP Community Health Group	Inv 32947577	\$ (32,312.24)
3/30/2026	Chase Checking - DSNP Community Health Group	Inv 32932623	\$ (385.96)
3/31/2026	Chase Checking - DSNP JPMorgan Chase	3/16/26 - Account Analysis Settlement Charge	\$ (82.17)
3/31/2026	Chase Checking - DSNP JPMorgan Chase	MAR 2026 Interest	\$ 627.84

JPMorgan Securities

3/31/2026	Chase Securities Health Net	February Health Net Payment	\$ (58,558,460.09)
3/31/2026	Chase Securities JPMorgan Chase	Bank Fee - February 2026 (Portfolio)	\$ (25.00)
3/31/2026	Chase Securities JPMorgan Chase	February 2026 Accrued Investment Income	\$ 80,966.67

Fact Sheet

At-Risk-Compensation Distribution

May 6, 2026

Recommendations

Motion to approve the 2025 At-Risk Compensation Distribution per policy.

(ADM-002)

Background

The At-Risk-Compensation Policy was established beginning calendar year 2024 to provide compensation for the fiscal year. Per the policy the distributions are first calculated by leadership, reviewed by the CEO and the Chair of the Commission. The Finance Committee is to approve the total expenditure if funds are available. The funds are budgeted as part of the annual budgeting process.

Current Situation

The total amount to be distributed for At-Risk-Compensation related to the 2025 calendar year is \$221,216. All goals approved for 2025 were met as reviewed by the CEO and the Chair of the Commission. Distributions are to be made to the CEO, CMO, CFO, CCO, and COO at the maximum 10% of annual salary. Distributions are to be made to the Senior Director of Compliance, Senior Director of Delegation Oversight, Executive Director of Health Services, and the Senior Director of Accounting at 7% of their annual salary.

Financial Impact (including Budget Reference)

\$221,216 **Budgeted:** \$211,414

2-Base salary increases,

2-New full year

First Submission to Finance Committee: 5/6/2026

Second Submission date: N/A